

IPTG

The Interdisciplinary
PeaceTech Group

Harnessing technology to
develop peacebuilding

From presentations at the Conflict Research Society conference, Belfast 2022

Professor Emeritus Tom Woodhouse: Mapping Football Foundations: neglected drivers towards the realisation of Sustainability Development Goals (SDGs) and Positive Peace

Serge Stroobants, The Institute for Economics and Peace: IEP's Methodology of mapping peace data

Professor Kate Robson Brown: The role of data in peacebuilding

Professor Prathivadi Anand: Capability approach and conflict resolution in the context of smart cities and smarter citizens

Dr Hen Wilkinson: Using technology to research beneath the surface
Karen Abi-Ezzi & Nabeela Khan

Dr Karen Abi-Ezzi & Nabeela Khan: Exploring synergies between art and technology

IPTG

Mapping Football Foundations:
neglected drivers towards the realisation of
Sustainability Development Goals (SDGs) and
Positive Peace

Tom Woodhouse

IPTG

CONCEPT PAPER

**Handbook of Sport and
International Development: Edward
Elgar Publishers**


**Chapter on Conflict
Transformation, Football and
Positive Peace**

**– includes case studies of
foundation projects in EPL, La Liga
Spain, and J League Japan**

**Co-authored with Yolanda Antin
Partnerships Manager
Foundation of FC Barcelona
Hiro Fujihara Peace Studies
MA**

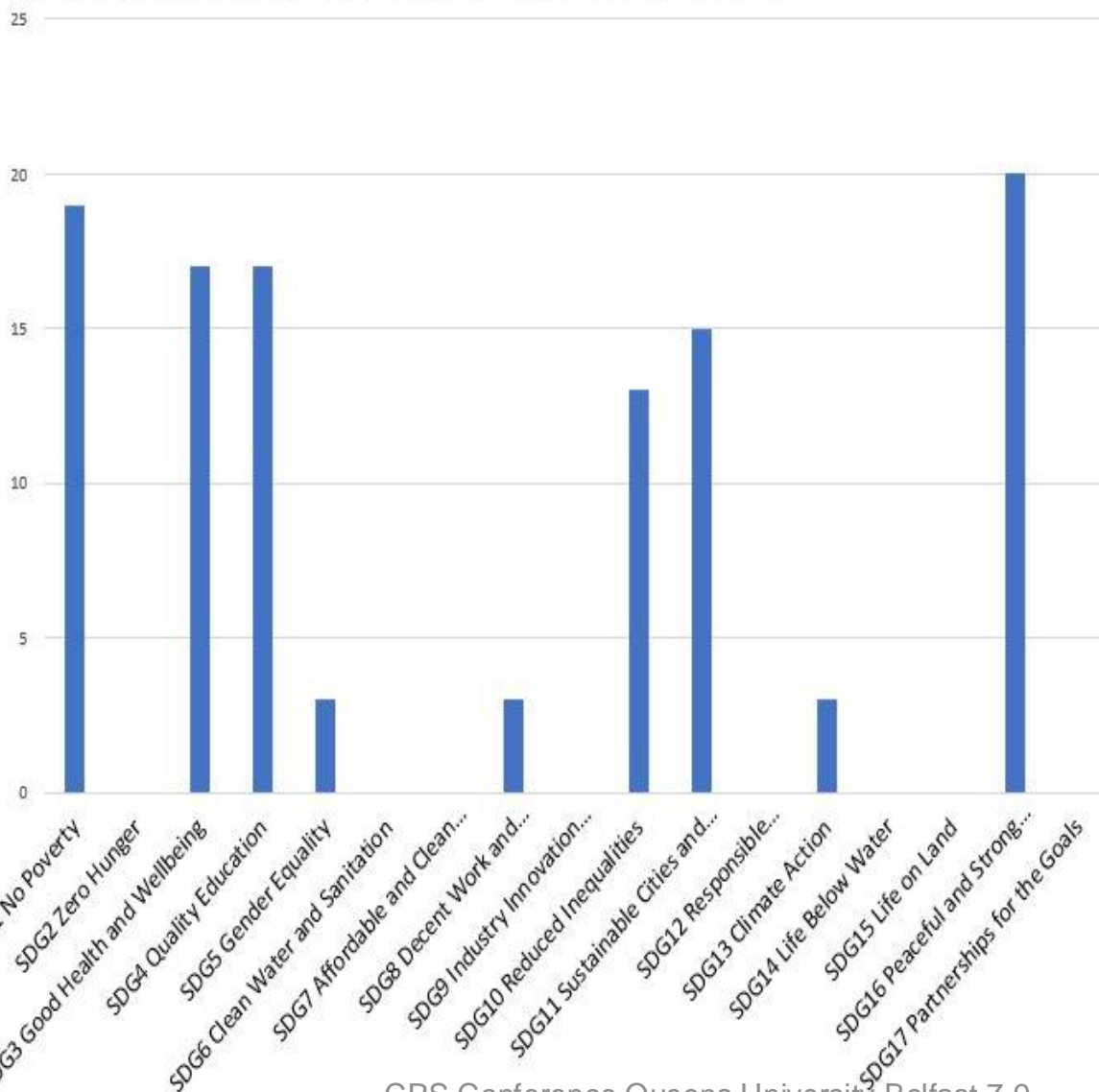
IPTG

**The Interdisciplinary
PeaceTech Group**



Visualising Data



English Premier League Clubs and the SDGs 2022-2023 Season



CRS Conference Queens University Belfast 7-9
September 2022

CLUBS

Arsenal
Aston Villa
Brentford
Bournemouth
Brighton
Burnley
Chelsea
Crystal Palace
Everton
Fulham
Leeds United
Leicester City
Liverpool
Manchester City
Manchester United
Newcastle United
Nottingham Forest
Southampton
Tottenham
Wolverhampton Wanderers




Connecting sport and the IEP Model of Positive Peace

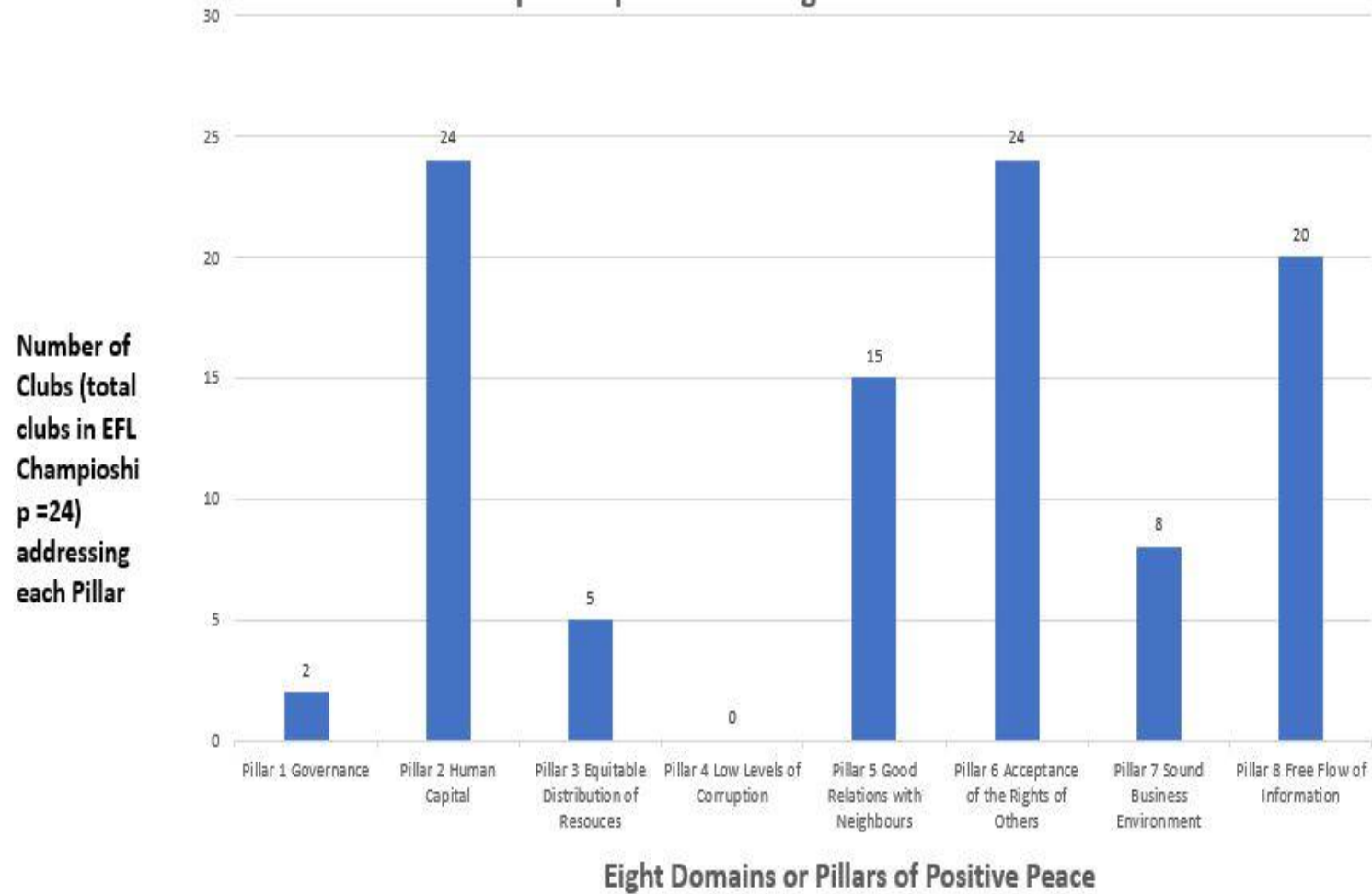
- **Positive peace** - the attitudes, institutions and structures that create the optimum environment for human potential to flourish.



- **Football IN THE EIGHT PILLARS MODEL**



EFL Championship Clubs and Eight Pillars of Positive Peace - 2022-2023 Season

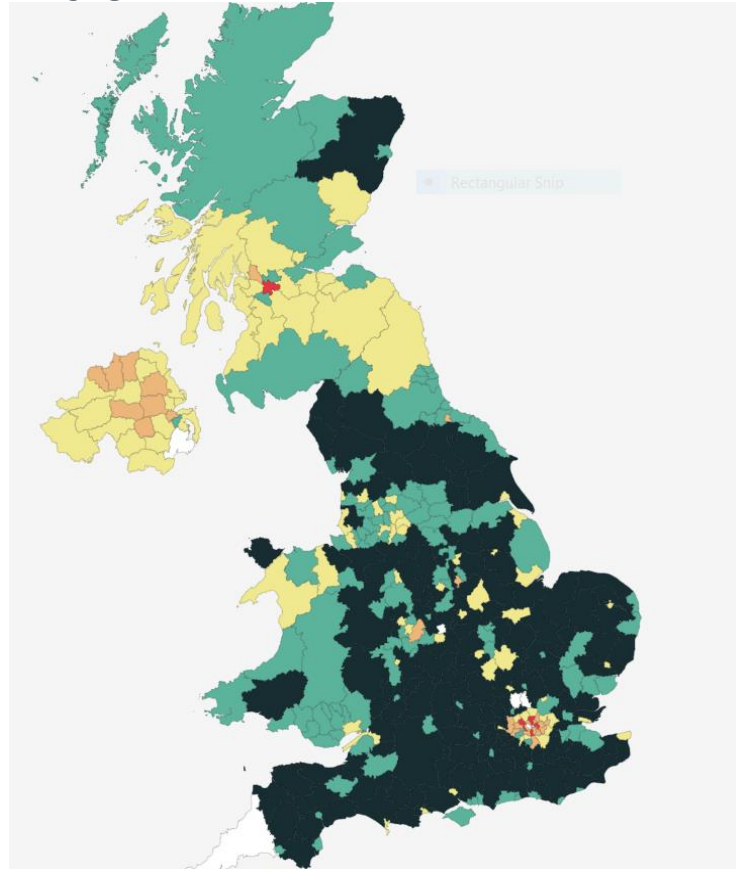


Aims-

➔ Promote growth of IPTG as an established resource to enable collaboration between peace researchers and 'peace technologists'

➔ Achieve State of the Art Data Vis Modelling for Football as SDG Driver to emulate the standards set by Institute for Economics and Peace

Institute for Economics and Peace, UK Peace Index, Global Peace Index



Football4community EPL/SDGs Mapping






FOOTBALL FOR THE GOALS

UEFA supports Football for the Goals


UEFA joins Football for the Goals

Strong commitment to reaching Sustainable Development Goals.





Our strategy, policies & targets
UEFA's roadmap to building a more sustainable future for European football.

UEFA – a cross-European network of 55 national football associations from Albania and Andorra to Ukraine and Wales

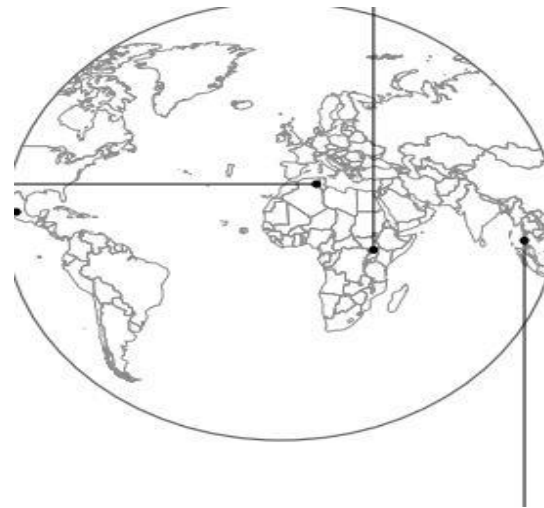


European Football Clubs also active in the European Football for Development Network EFDN



POSITIVE PEACE IMPLEMENTATION GUIDE

A user's guide to the Positive Peace Framework



1M
IEP aims to train 1 million people in Positive Peace

The Positive Peace framework can be applied in many settings and provides a framework to understand, and then address, the multiple and complex challenges the world faces. Not only is the framework applicable at the macro level for governments, it is also applicable and is used at the community level.

UEFA joins Football for the Goals
Strong commitment to reaching Sustainable Development Goals

STRENGTH THROUGH UNITY
Our strategy, policies & targets
UEFA's roadmap to building a more sustainable future for European football

UEFA – a cross-European network of 55 national football associations from Albania and Andorra to Ukraine and Wales

European Football Clubs also active in the European Football for Development Network EFDN

TOGETHER We are #MorethanFootball

CRS Conference Queens University Belfast 7-9 September 2022

IEP Methodology of mapping peace data

Serge Stroobants

The Institute for Economics and Peace

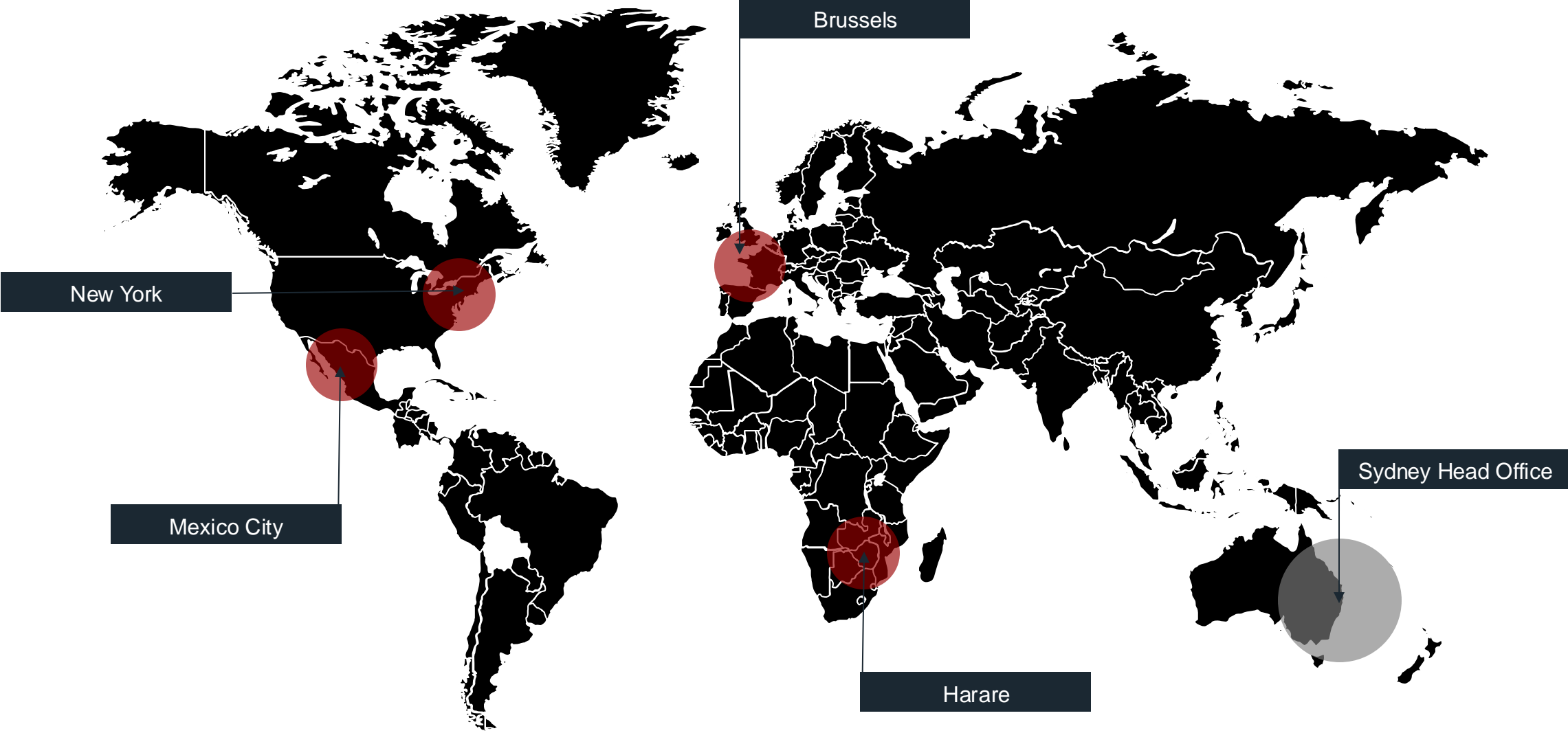
IPTG



The Institute for Economics and Peace is an independent, not-for-profit think tank dedicated to building a **greater understanding** of the **key drivers** of peace, as well as identifying the **economic benefits** that increased peacefulness can deliver.



Our international offices



- Research used extensively by organisations, including the OECD, Commonwealth Secretariat, World Bank and the United Nations
- Work is included in 1,000s of university courses
- Over 500,000 downloads of IEP reports in the last 12 months

24BN
MEDIA REACH

1.3BN
SOCIAL REACH

152
COUNTRY REACH

10
PUBLISHED REPORTS

15000
BOOK REFERENCES

1.4M
WEB VISITORS



Technologies used in IEP's work

- **Data mining**
- **Data mapping**
- **AI for systemic development**
- **Geodata and geolocalisation – VITO & Climate security**
- **Visualisation: analysis-production-communication**
- **Audiences and channels, the market reality**
- **Charts vs Vectors**



Technologies used in IEP's work

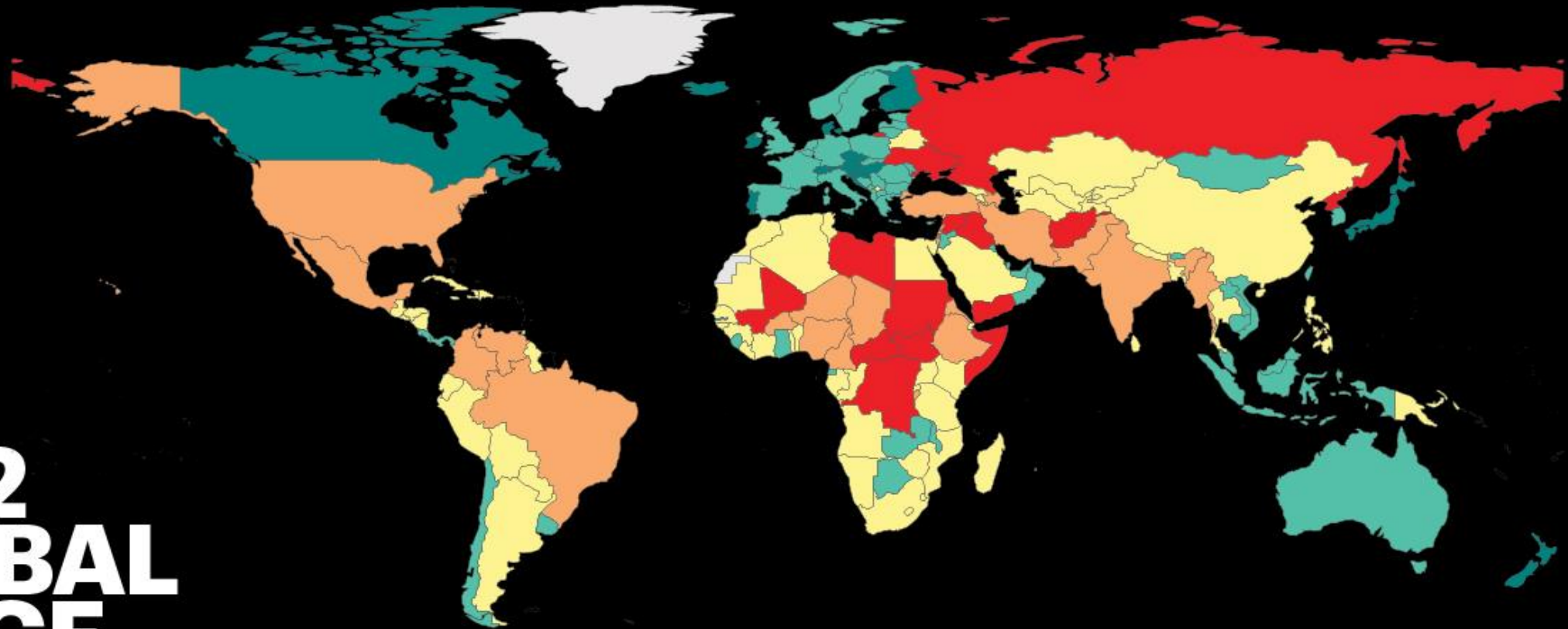
- **Audience: 3 target groups**
- **Social media: 0.3 seconds to attract the user, 1,5M users for IEP**
- **Charts: limited appeal on social media**
- **Vectors:**
 - **maximum data in just one image**
 - **Data point-explanation text-vector sign-map-brand logo**
- **Interactive maps (ESRI-Color code-Full access to all data in several forms)**
- **Monitoring and evaluation:**
 - **External inputs incentivising internal adaptation**
 - **General market position, competition**
 - **Generating the 25 Bn media reach**



2022 GLOBAL PEACE INDEX

MEASURING PEACE IN
A COMPLEX WORLD

THE STATE OF PEACE



IMPROVEMENT

90

countries recorded
improvements in
peacefulness

DETERIORATIONS

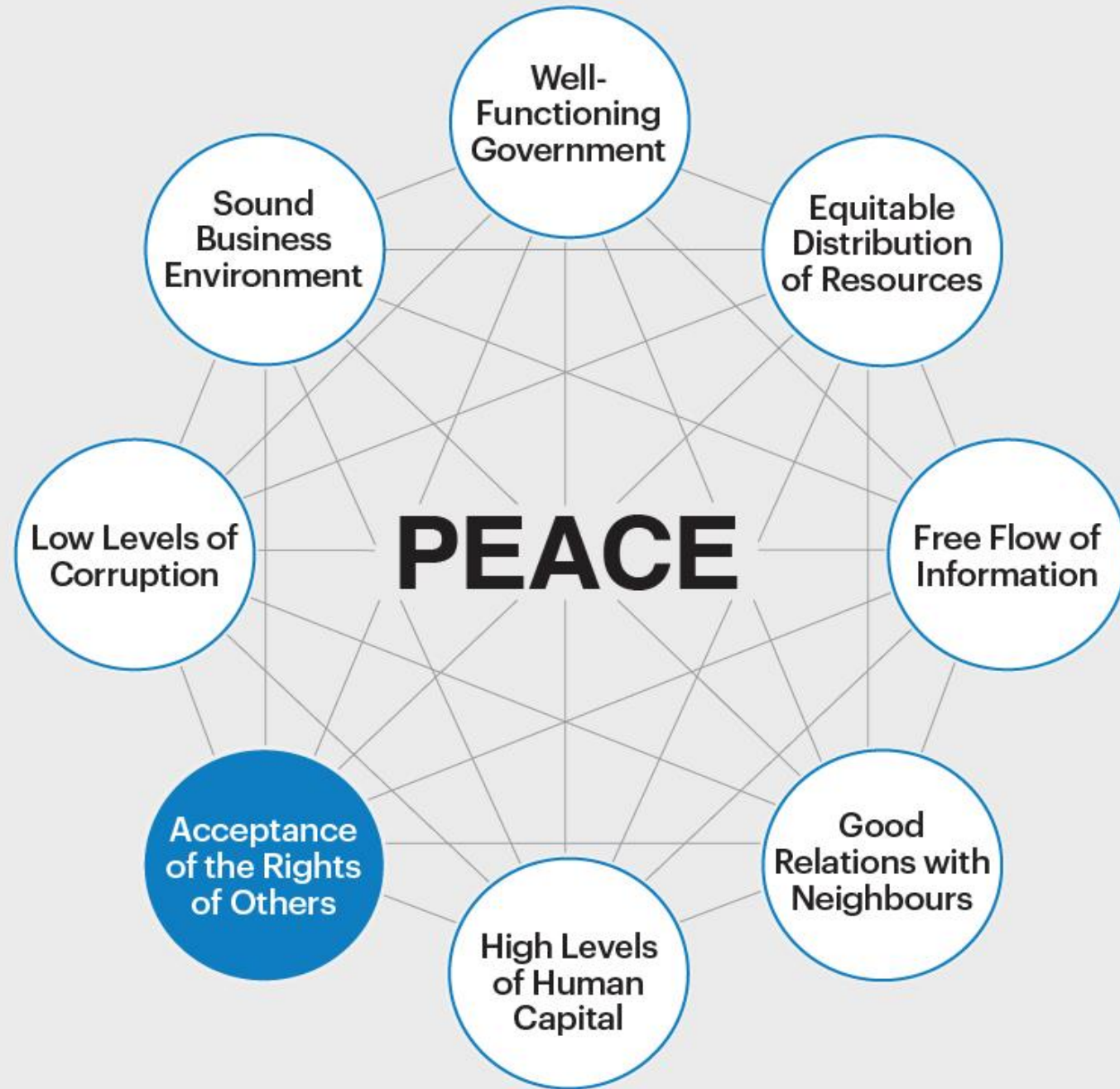
71

countries were less
peaceful in 2022
than in 2021

OVERALL AVERAGE CHANGE (%)

+0.3

The average level of global
peacefulness deteriorated
by 0.3 per cent in the 2022
Global Peace Index





-414 ↙

Mozambique recorded the largest decrease of terror related deaths, from 507 deaths in 2020 to 93 in 2021.



82.4 million

were forcibly displaced
globally in 2020.

Domain Analytics

United States | Desktop | Jun 14, 2022

Authority Score

64

Semrush Rank 95.4K

Organic Traffic

21.7K -13.21%



Organic Keywords

14.4K -18.06%



Paid Keywords

0 0%

Paid Traffic 0

Ref. Domains

16.6K -0.95%

Backlinks 597.4K

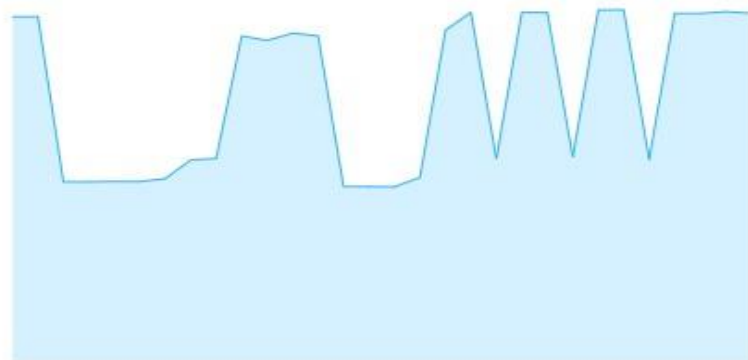
Position Tracking

Last update: 23 hours ago | May 17 - Jun 15, 2022 last 30 days

United States (Google) · English

Visibility

76.99% +0.15%



View full report

Keywords

Top 3

9

new 0
lost 0



Top 20

11


new 1
lost 0



Top 10

10

new 0
lost 0



Top 100

11

new 0
lost 0

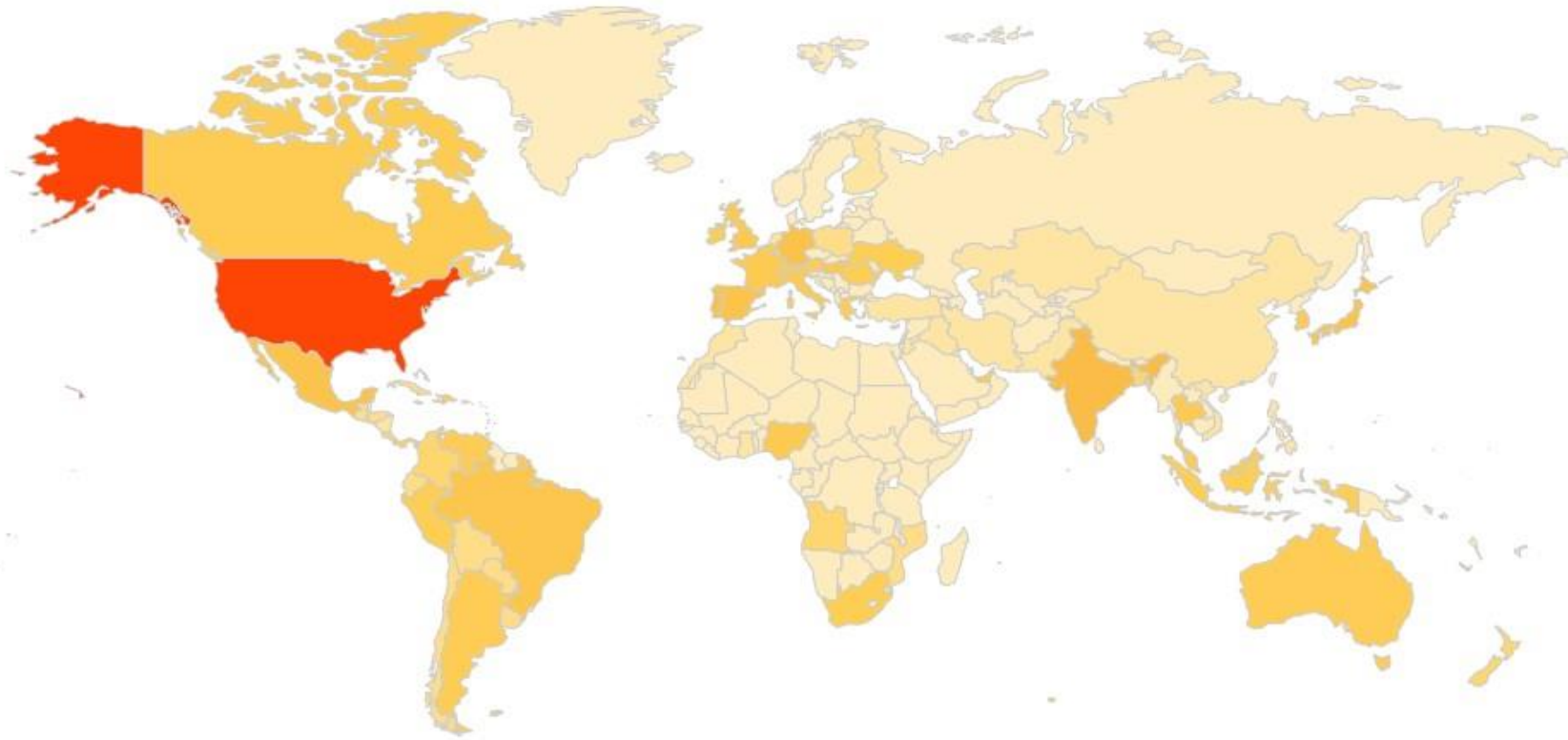


Top keywords

Keywords	Position	Visibility
economic cost of violence	1 0	9.09%
economic value of peace	1 0	9.09%
mexico peace index	1 0	9.09%
ecological threat report	1 0	9.09%
global terrorism index	1 0	9.09%
global peace index	1 0	9.09%



Heat Map



Potential Reach

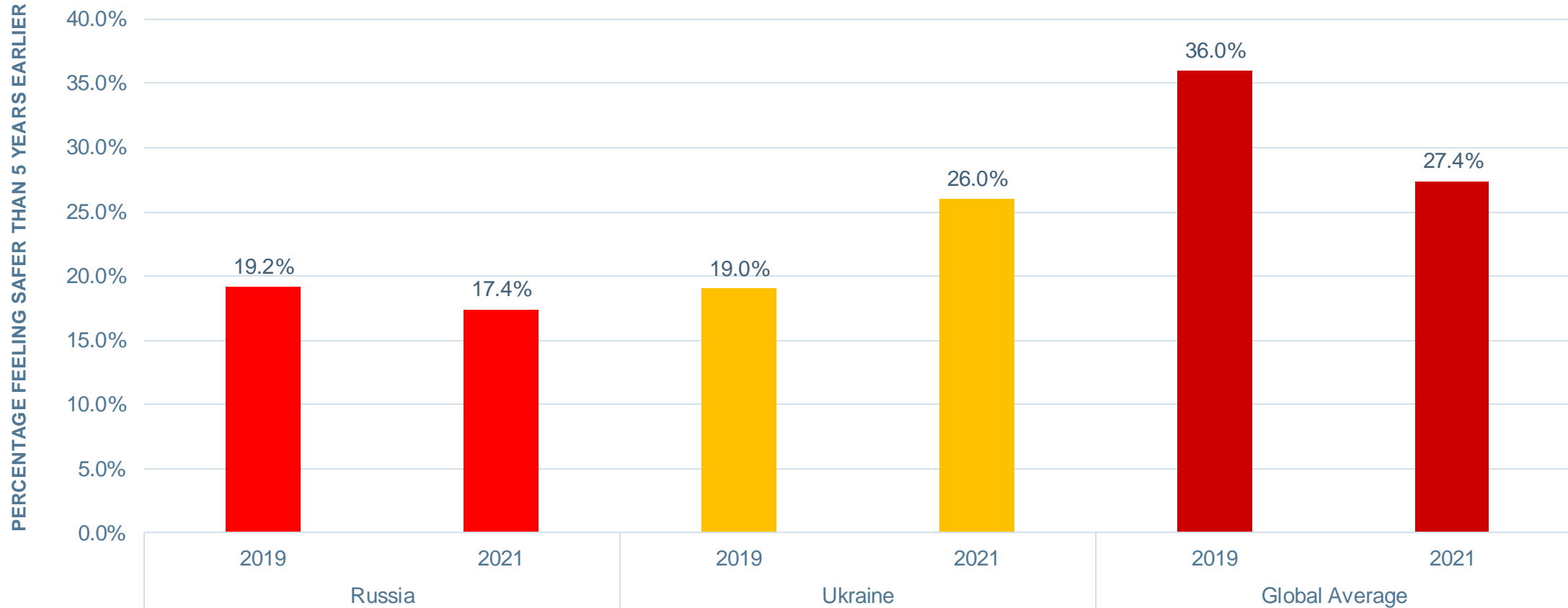


● Índice de Paz México



Feeling safer than five years earlier, 2019 and 2021

Between 2019 and 2021, there was a sizable increase in the proportion of Ukrainians feeling safer than five years earlier, while the proportion of Russians declined slightly.

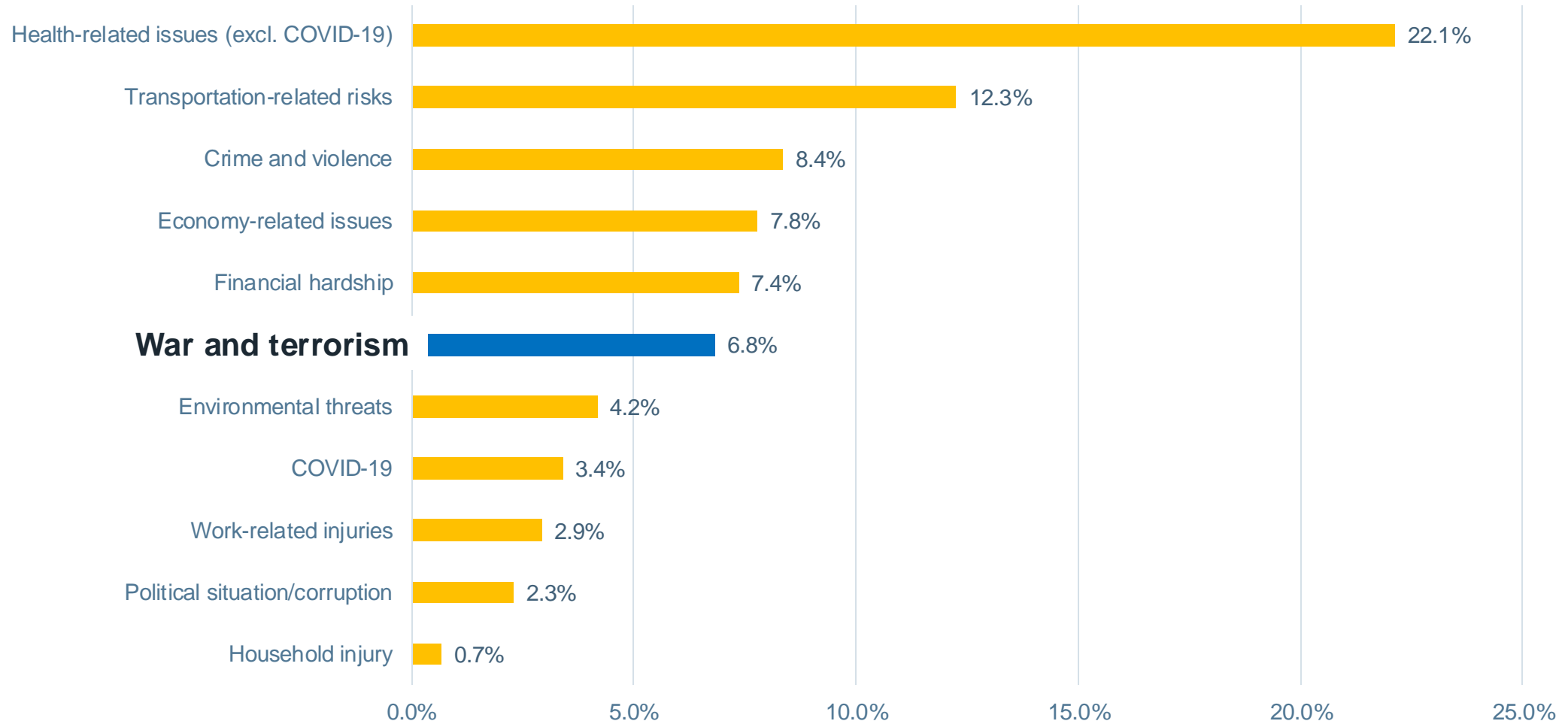


Source: World Risk Poll



Top risks identified by Ukrainians in 2021

Only about one in 15 Ukrainians identified “war and terrorism” as their biggest concern.

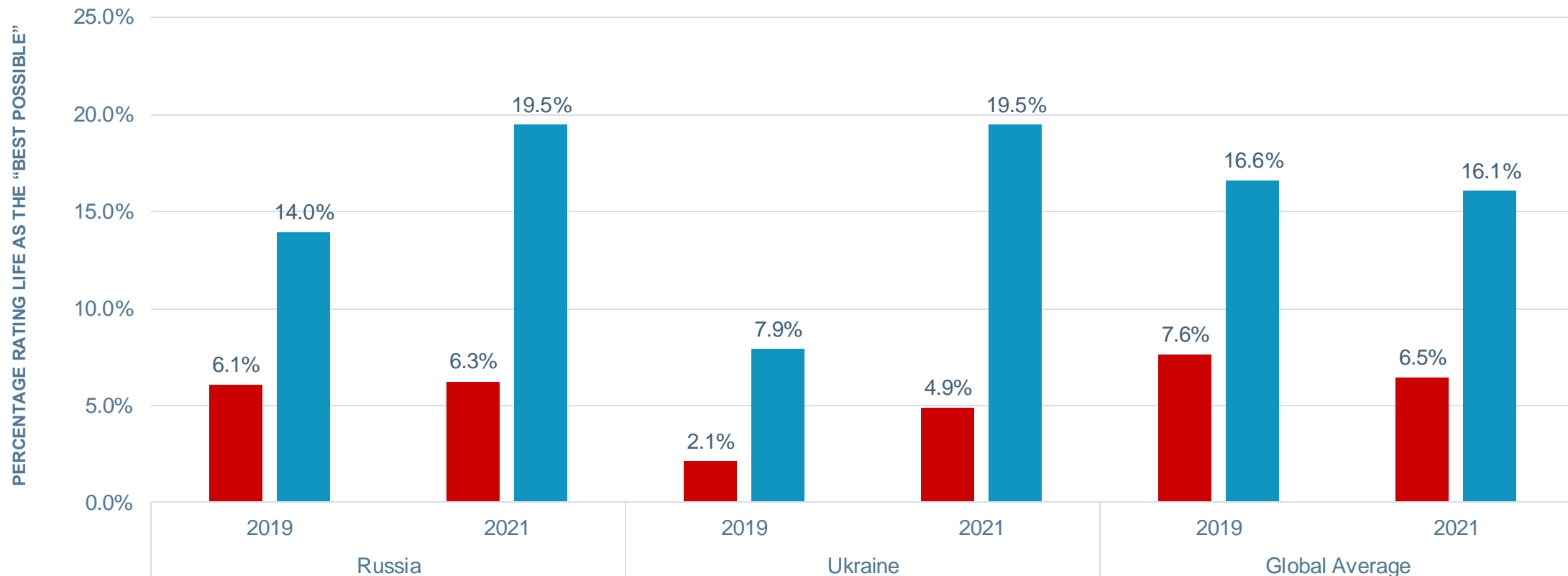


Source: World Risk Poll



Life satisfaction and optimism about the future, 2019 and 2021

Between 2019 and 2021, the percentage of Ukrainians rating their current life conditions and their future prospects as the “best possible” more than doubled.



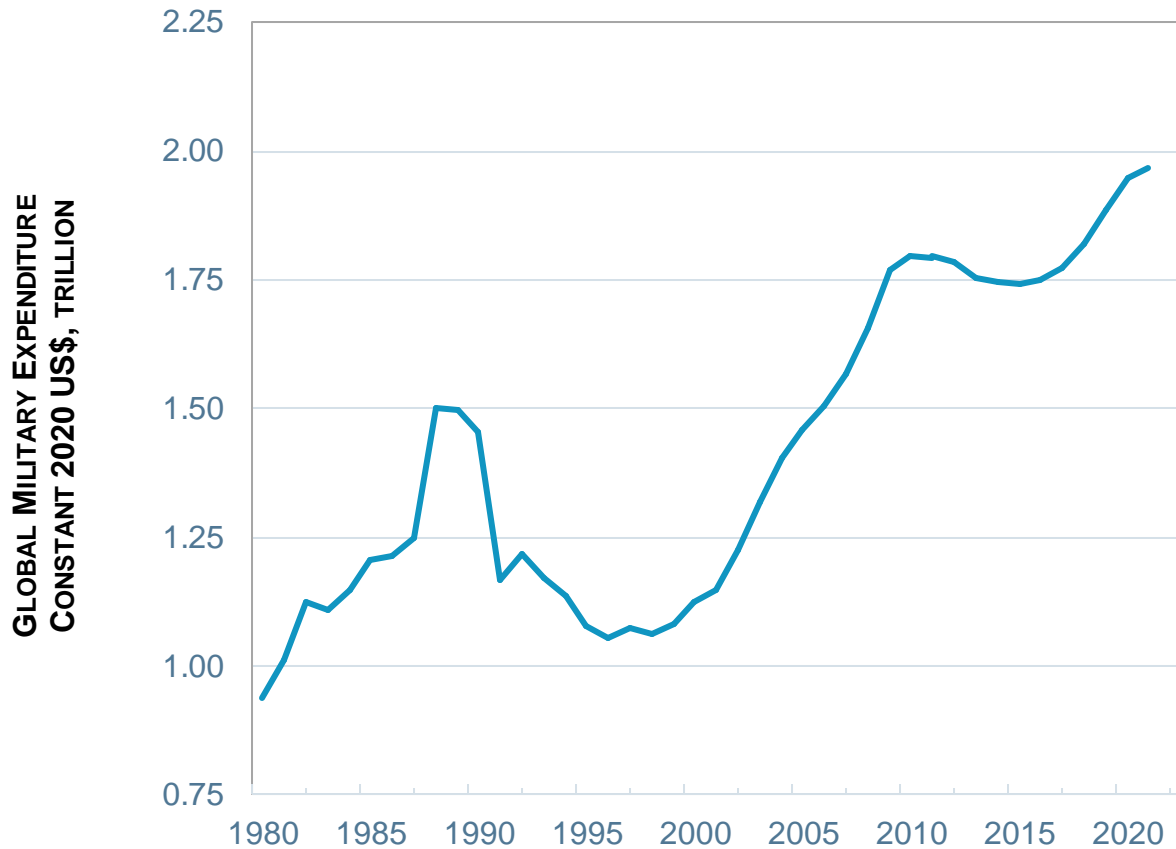
Source: Gallup

■ Life today ■ Life in 5 years

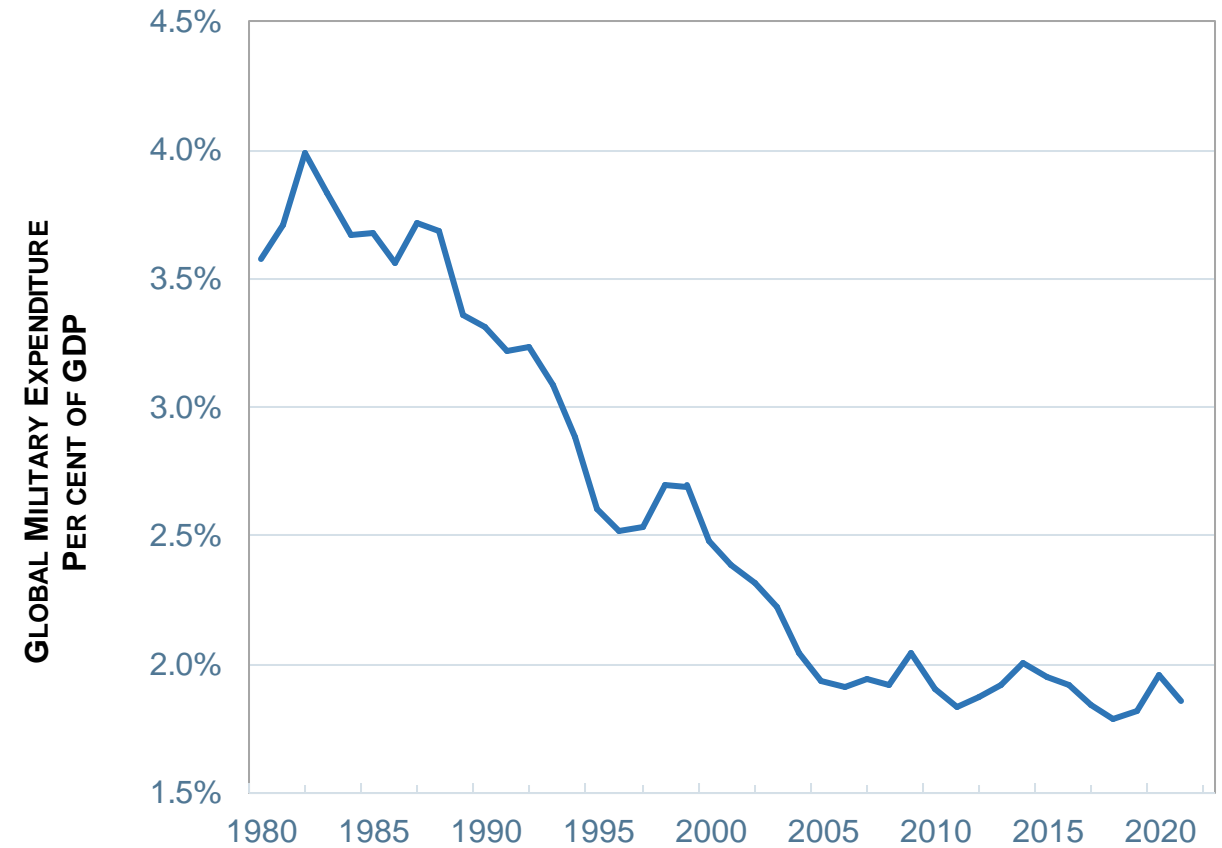


Global Military Expenditure

Military expenditure had been increasing in nominal terms over the past decade. However, relative to GDP, expenditure declined from 4 per cent in the 1980s to 2 per cent in recent years.



Source: SIPRI



Note: Unweighted average of nations' military expenditure to GDP ratios. Excludes Kuwait around its invasion in 1990 where the country reported rates above 100%.

Source: SIPRI




State of Peace in 2022

The average level of global country peacefulness has deteriorated by

0.3% 

This is the eleventh deterioration in the last 14 years.

 **90** countries became more peaceful

 **71** countries deteriorated

Improvements were driven by changes in:

- Terrorism Impact
- Incarceration rates
- Military expenditure (% of GDP)

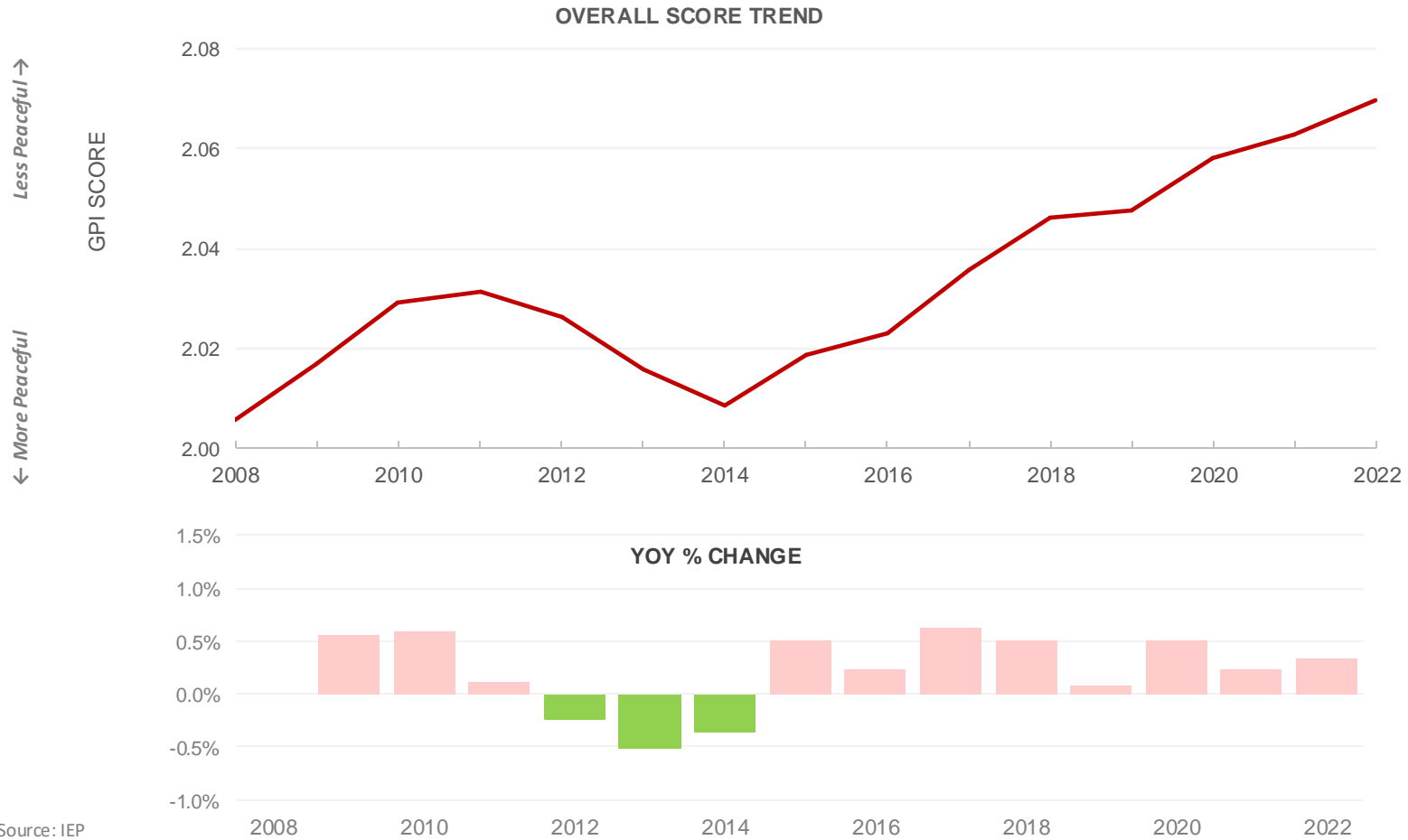
Deteriorations primarily driven by changes in:

- Refugees and IDPs
- Political Terror Scale
- Neighbouring Countries Relations



Peace since 2008

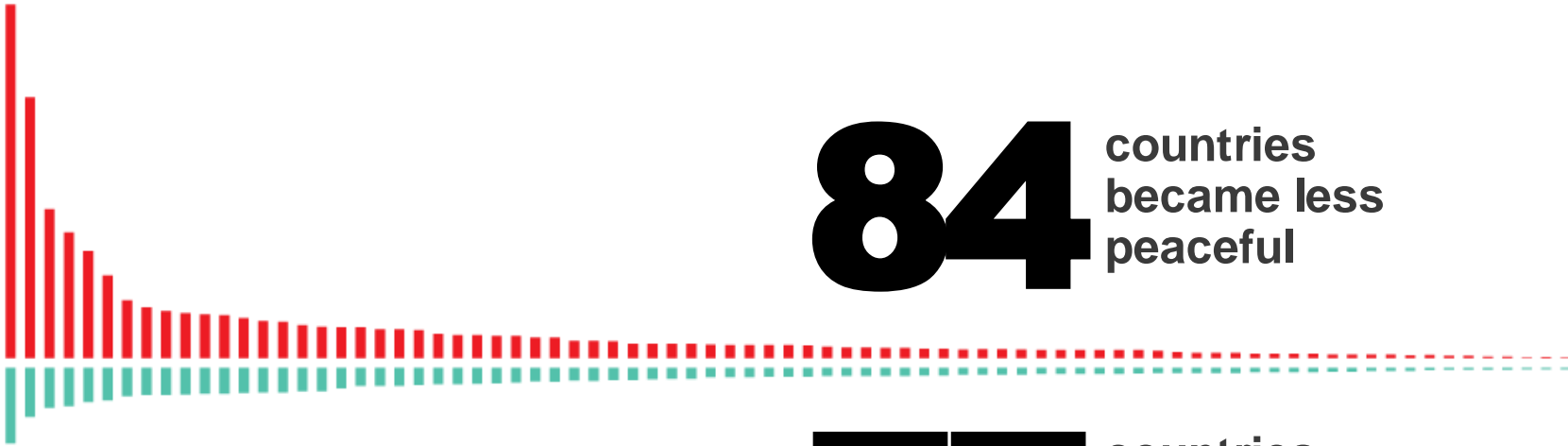
Peacefulness has declined year on year for eleven of the last 14 years.



Source: IEP



Improvements and deteriorations, 2008-2022



84 countries became less peaceful

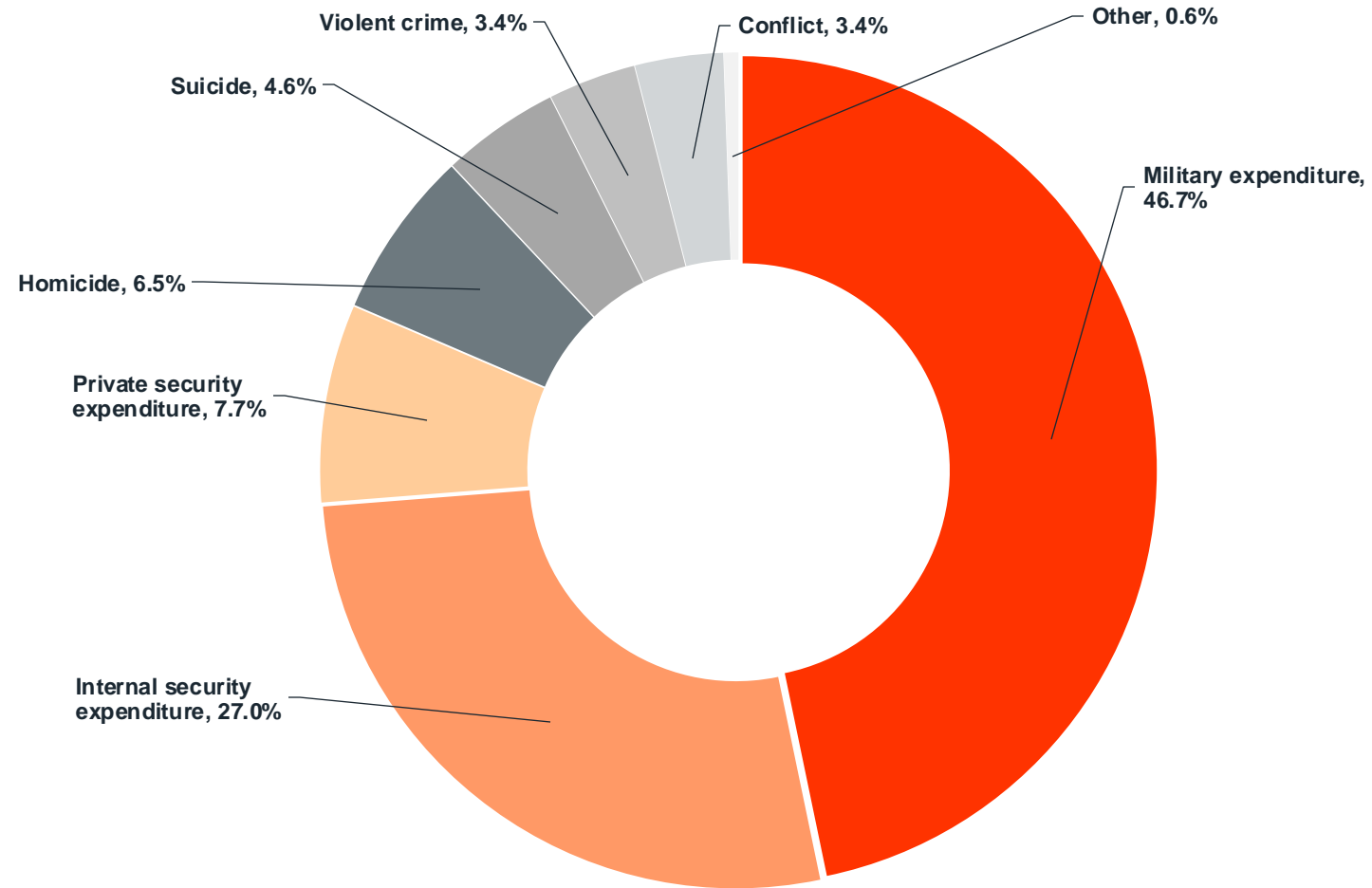
77 countries became more peaceful

Peace declined **3.18%** Since 2008



Breakdown of the economic impact of violence

Military expenditure accounts for over 46.7 per cent of the total economic impact of violence.



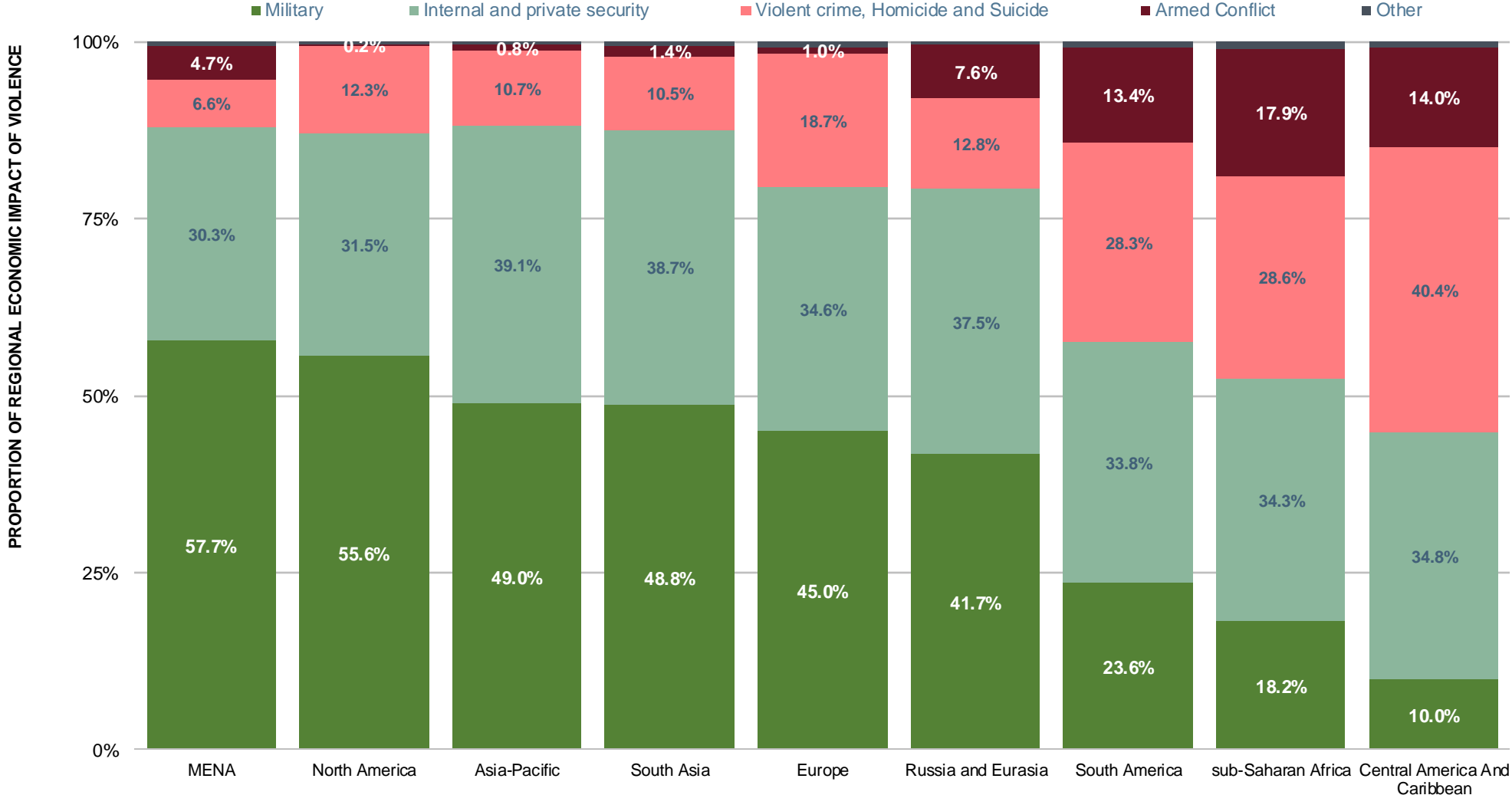
Source: IEP



Composition of Economic Impact by Region



Security spending has the largest economic impact in most regions



Source: IEP



The role of data in peacebuilding

Kate Robson Brown
University of Bristol

IPTG

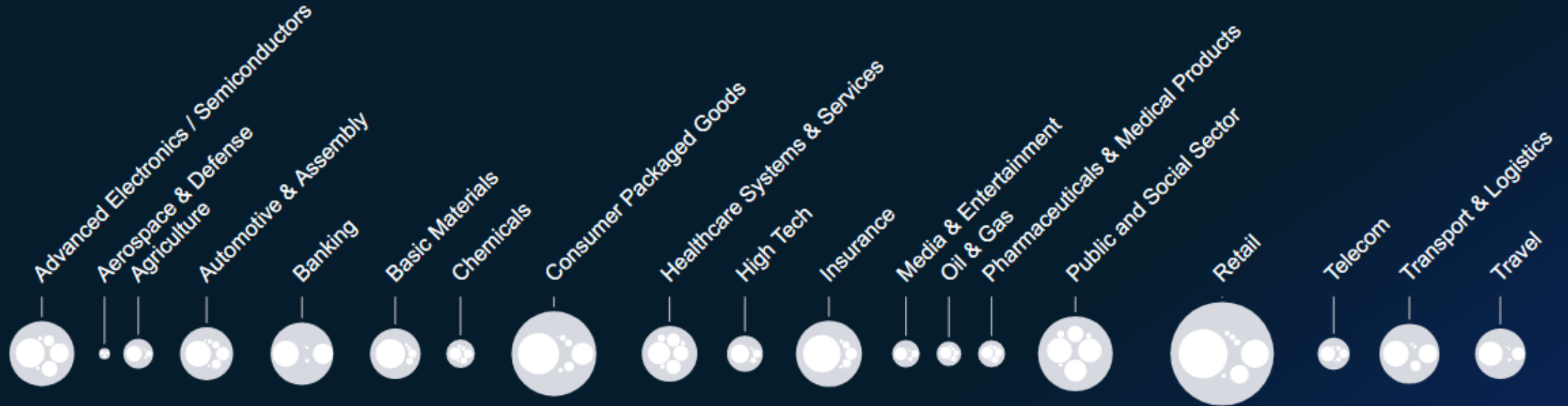
We are living through a data revolution



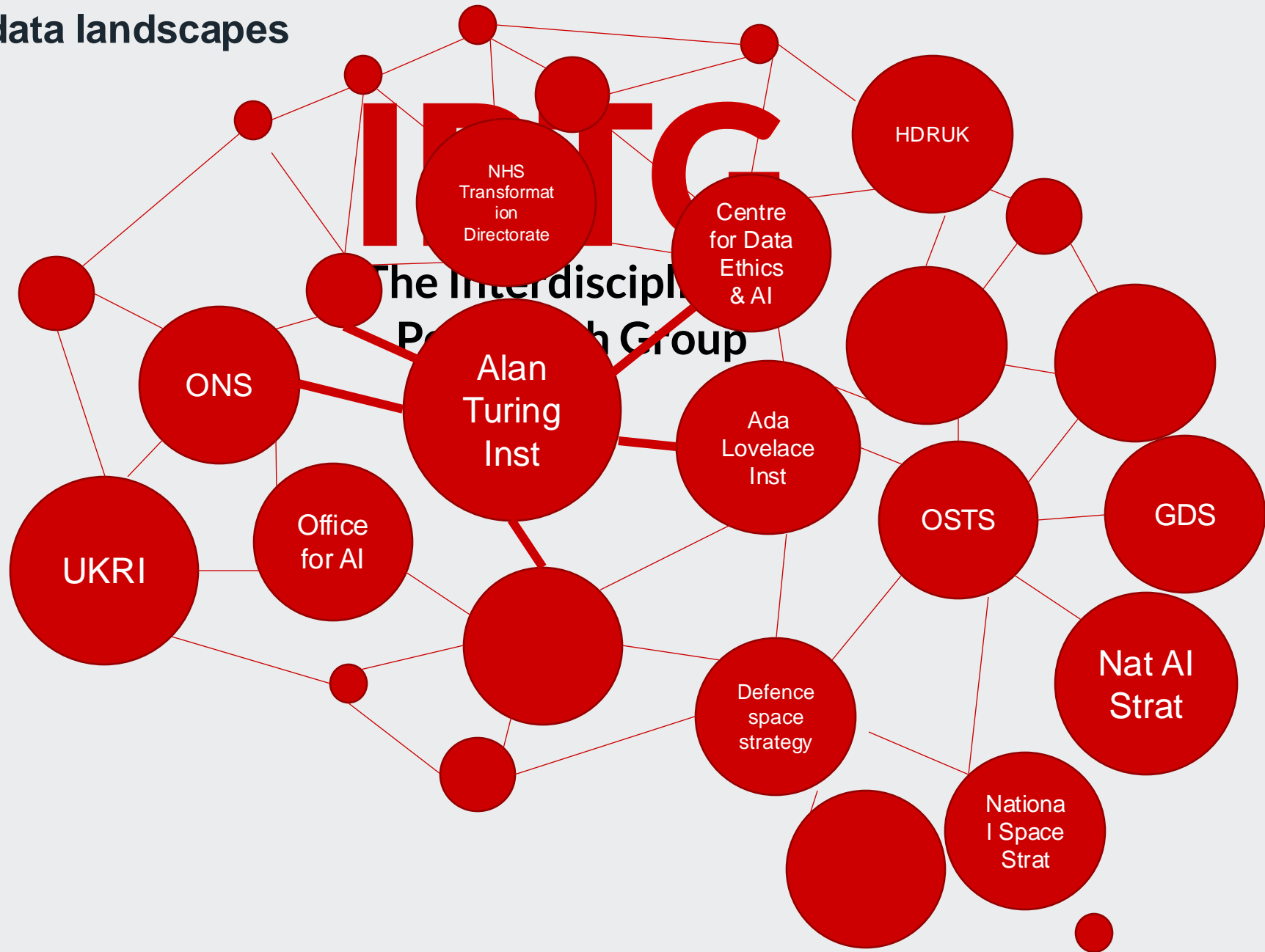
Potential total annual value of AI and analytics across industries

\$9.5T - \$15.4T

- Tap an industry to size the opportunity -

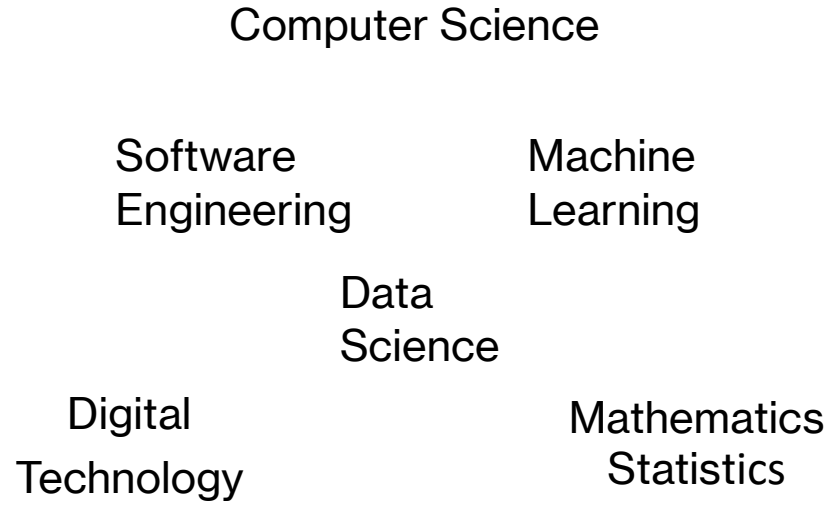


National agency data landscapes are crowded



What are the key elements of data science within peace building systems?

Data science has been defined not as a single discipline, but a complex process which involves a multidisciplinary team complementary skills.



Data science combines multiple fields including statistics, scientific methods, software engineering, data analytics and visualisation to extract value from data.

How can we begin to conceptualise the intersections between peace building and data?

Data Capture
Instrumentation, logging, sensors, user generated

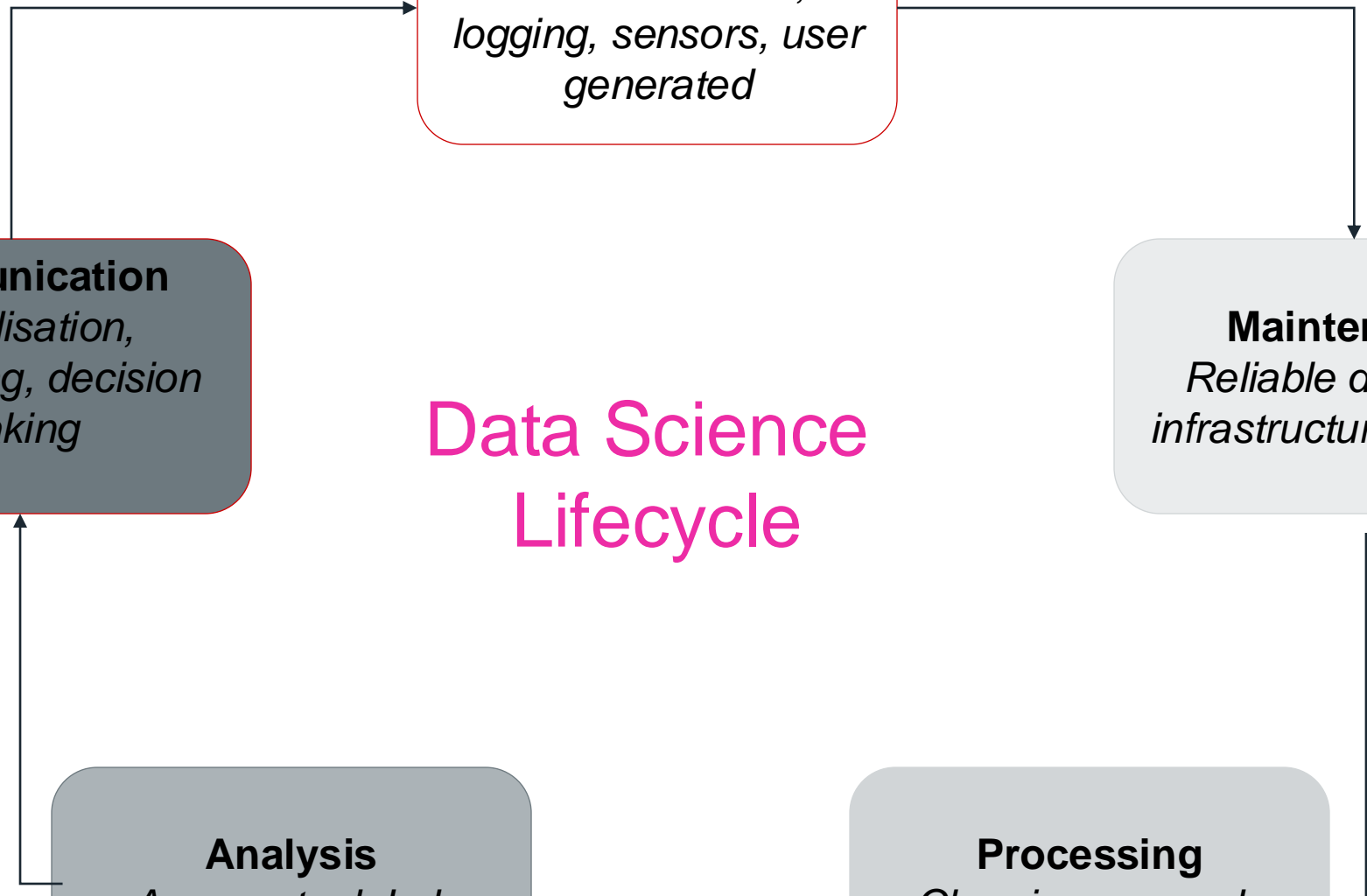
Communication
Visualisation, storytelling, decision making

Maintenance
Reliable data flow, infrastructure, storage

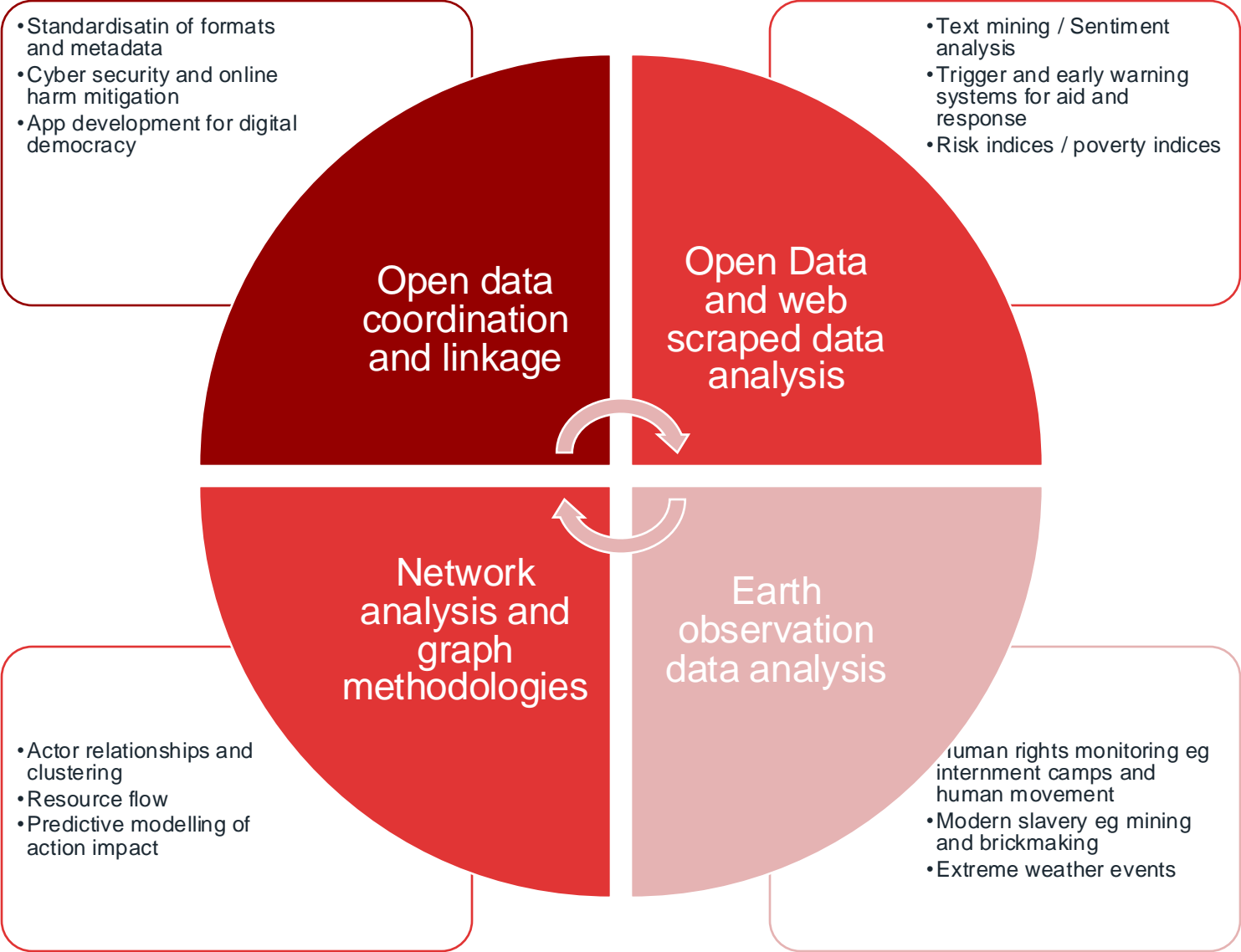
Data Science Lifecycle

Analysis
Aggregate, label, learn, optimise

Processing
Cleaning, anomaly detection, preparation

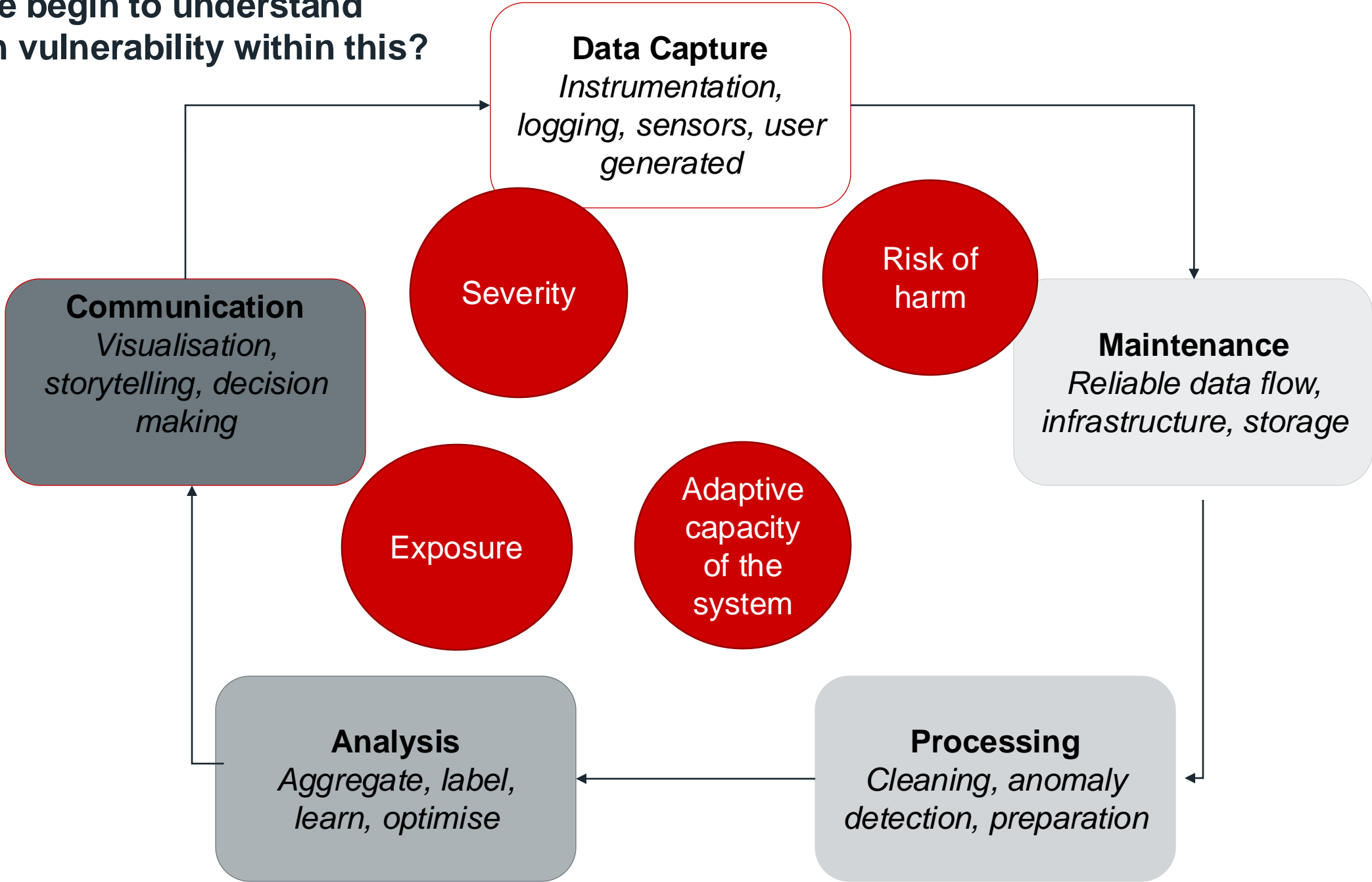


Where might we look for examples of data driven peacebuilding?



IPTG

Can we begin to understand human vulnerability within this?

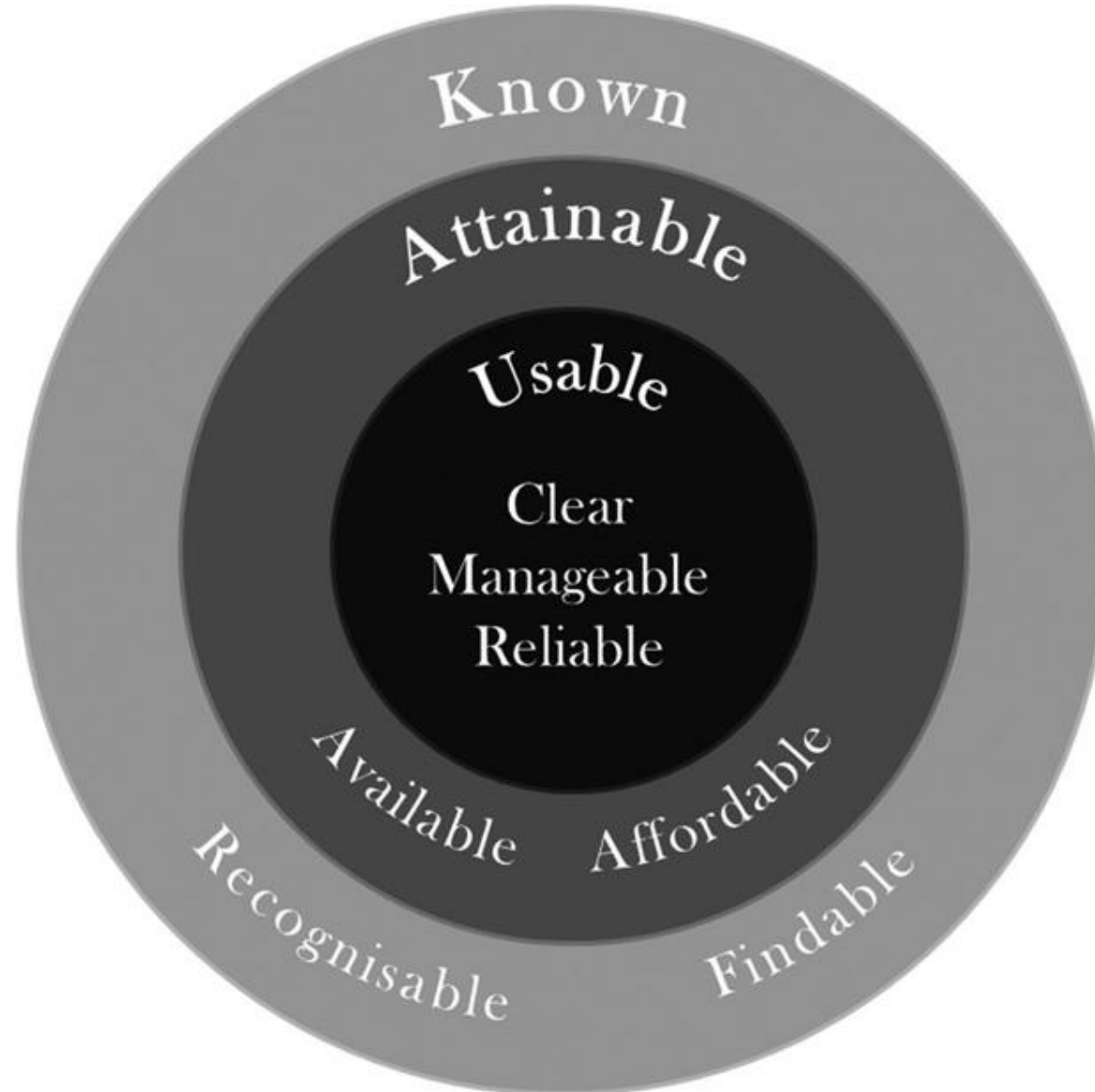


Next steps: Assessing the status of the current data driven peacebuilding ecosystem – how successful is it?

- Map and monitor data centric activities, developing automated methodologies
- Design and apply output indicators as conditions for a successful peacebuilding data ecosystem, eg:
 - Data supply: how data are provided as open data;
 - Data governance: how governance aspects are organised;
 - User characteristics: how the user characteristics enable the user to innovate with open data;
- Understand the structure, strengths and vulnerabilities of the data driven peacebuilding ecosystem, and build a computational model to describe this
- Propose interventions and model impacts

IPTG

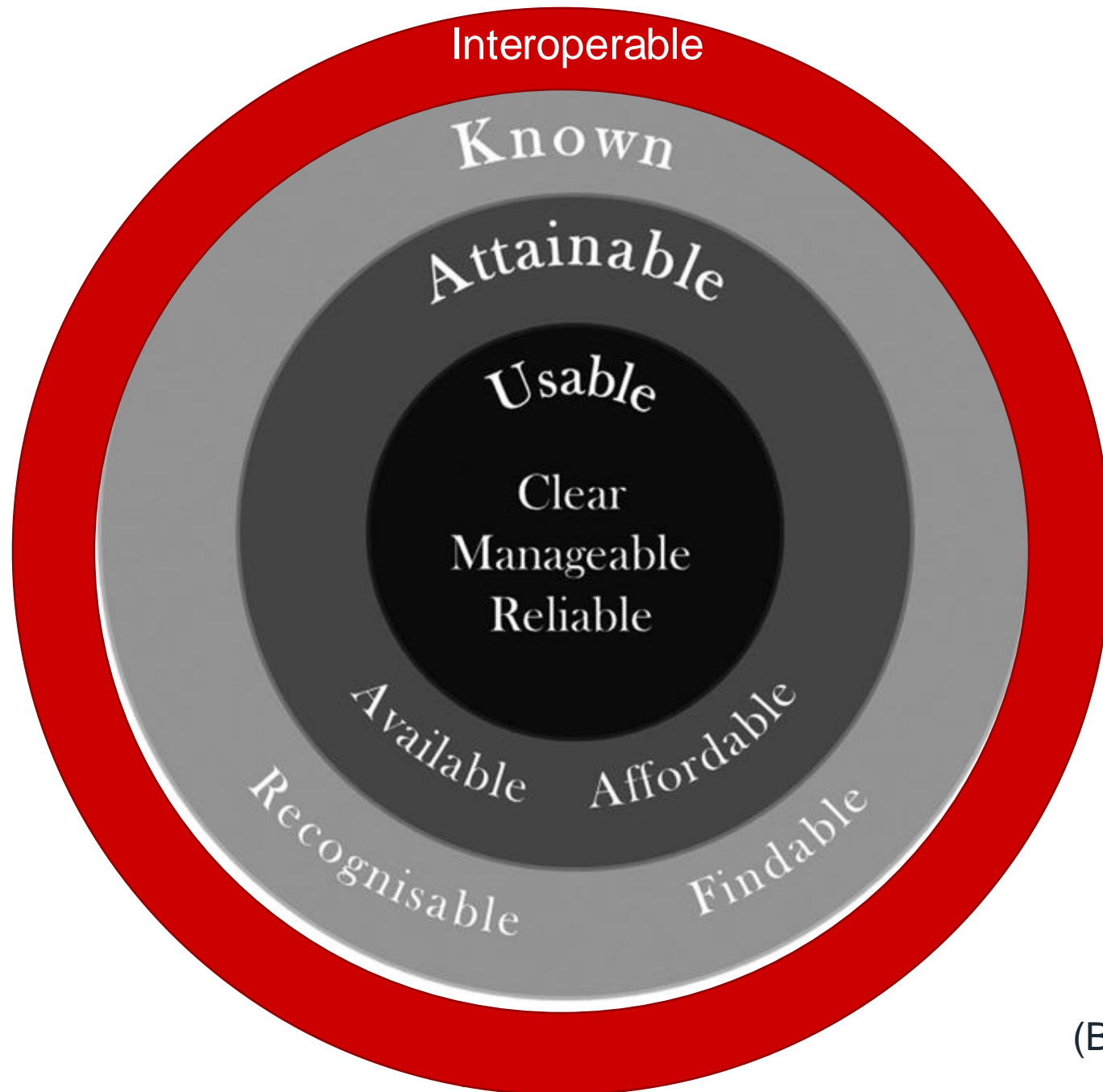
A user perspective on data supply



IPTG

(Backx 2003)

Add one?



(Backx 2003)

Capability approach and conflict resolution in the context of smart cities and smarter citizens

Prathivadi Anand

IPTG

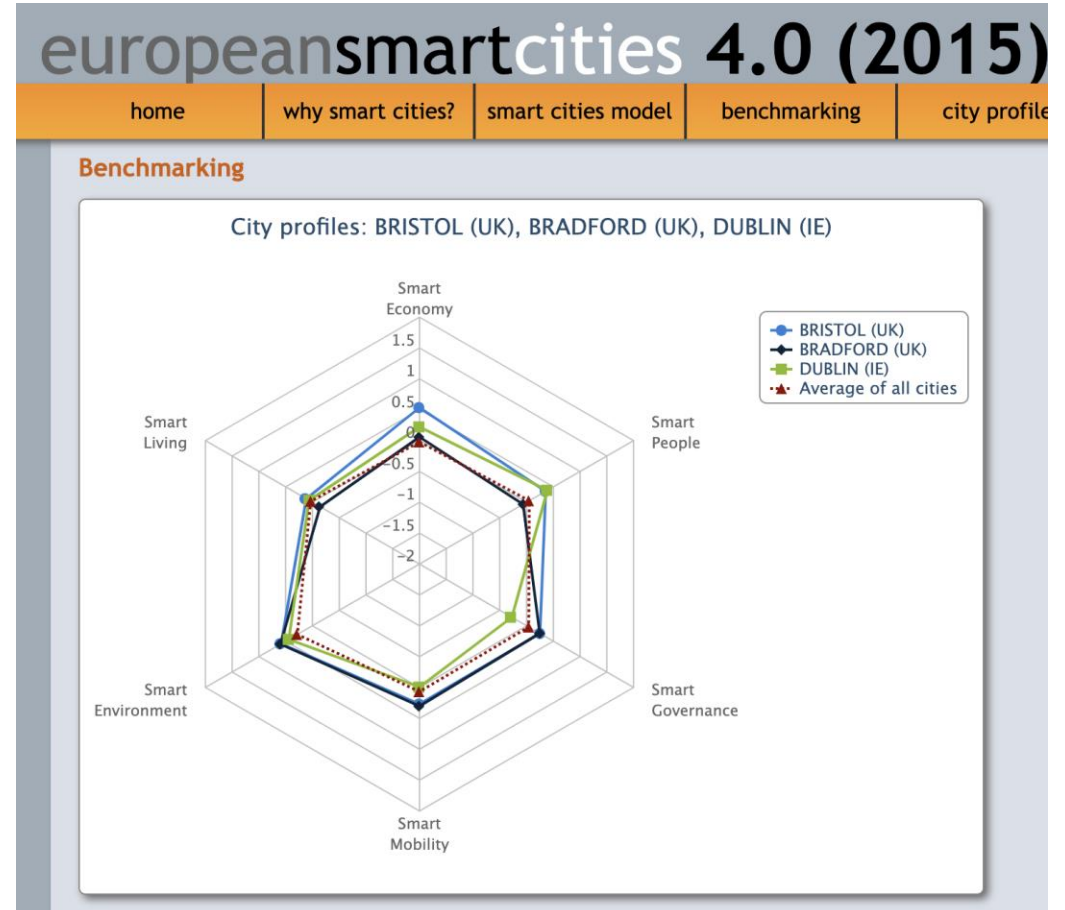
Part 1: Smart cities

- What is a smart city?
- Would you think Belfast is a smart city?
- Bradford?
- Technical
 - Use of ICT technologies for advancing human well being
- Philosophical
 - Agile, adapting, nimble, positioning, anticipating, making the right moves (game of chess)...
= pro-active than reactive



Part 1: Smart cities

- What is a smart city?
- Would you think Belfast is a smart city?
- Bradford?
- Technical
 - Use of ICT technologies for advancing human well being
- Philosophical
 - Agile, adapting, nimble, positioning, anticipating, making the right moves (game of chess)... = pro-active than reactive

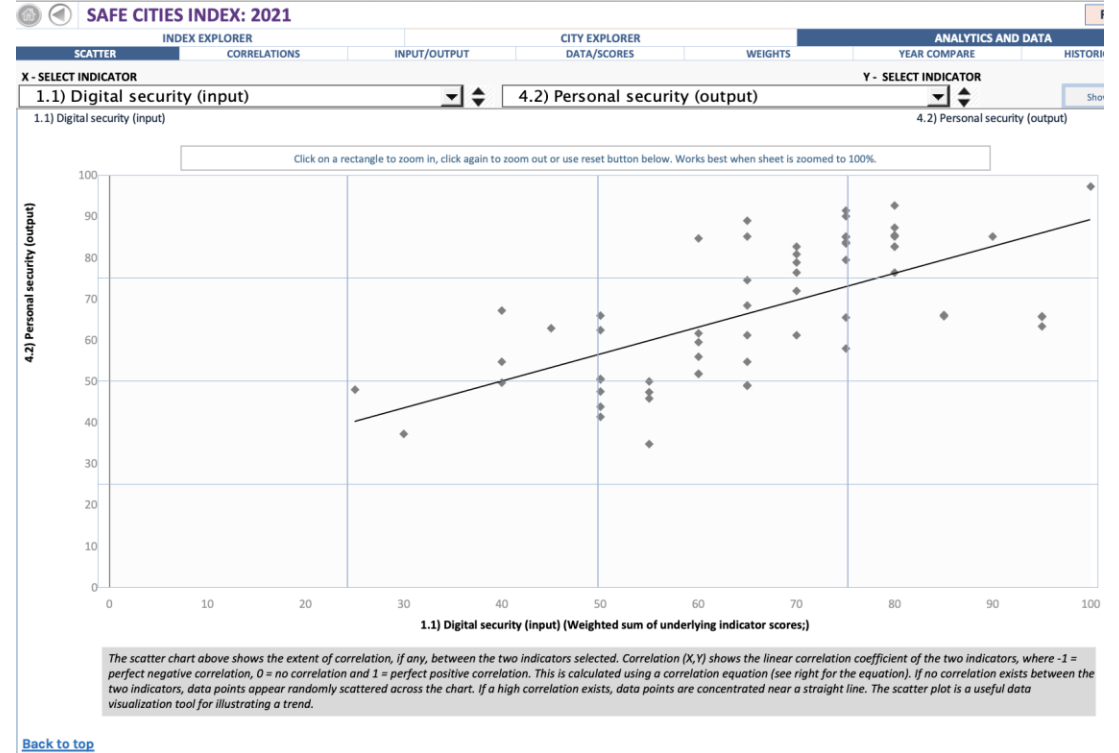
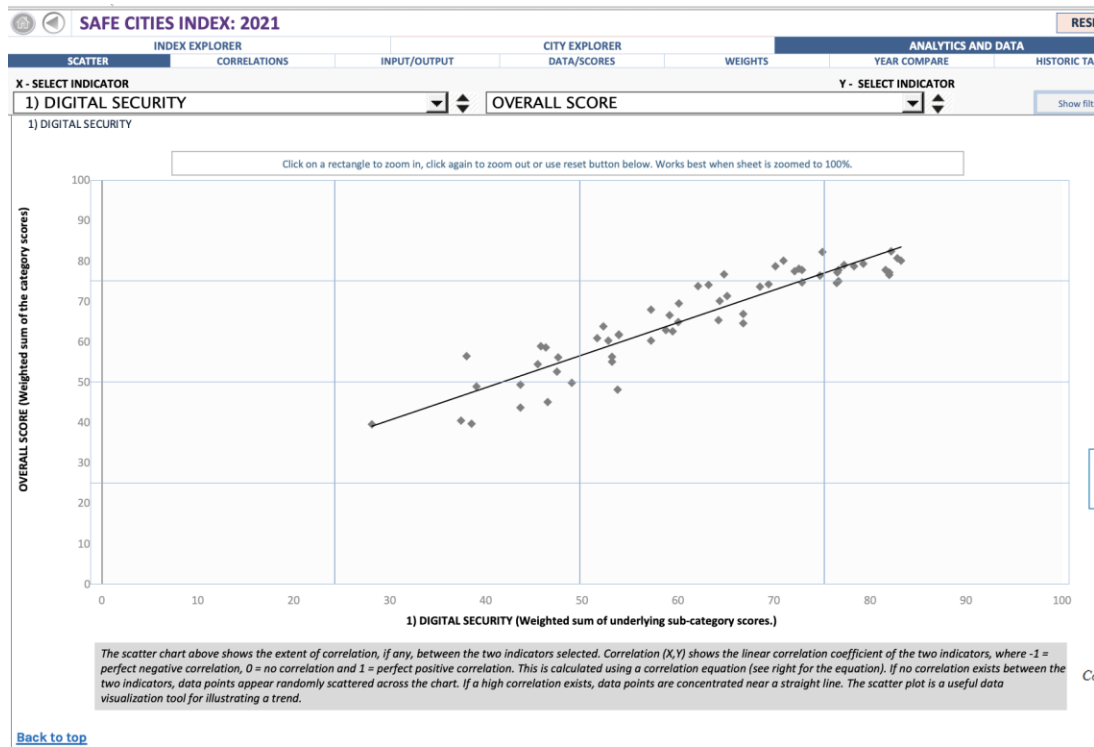


Part 2: Conflict resolution, peace: Safe Cities index

- EIU Safe Cities Index
 - Composite index
 - Five pillars
 - Digital security
 - Secure smart cities
 - Health security
 - Infrastructure security
 - Personal security
 - Environmental security

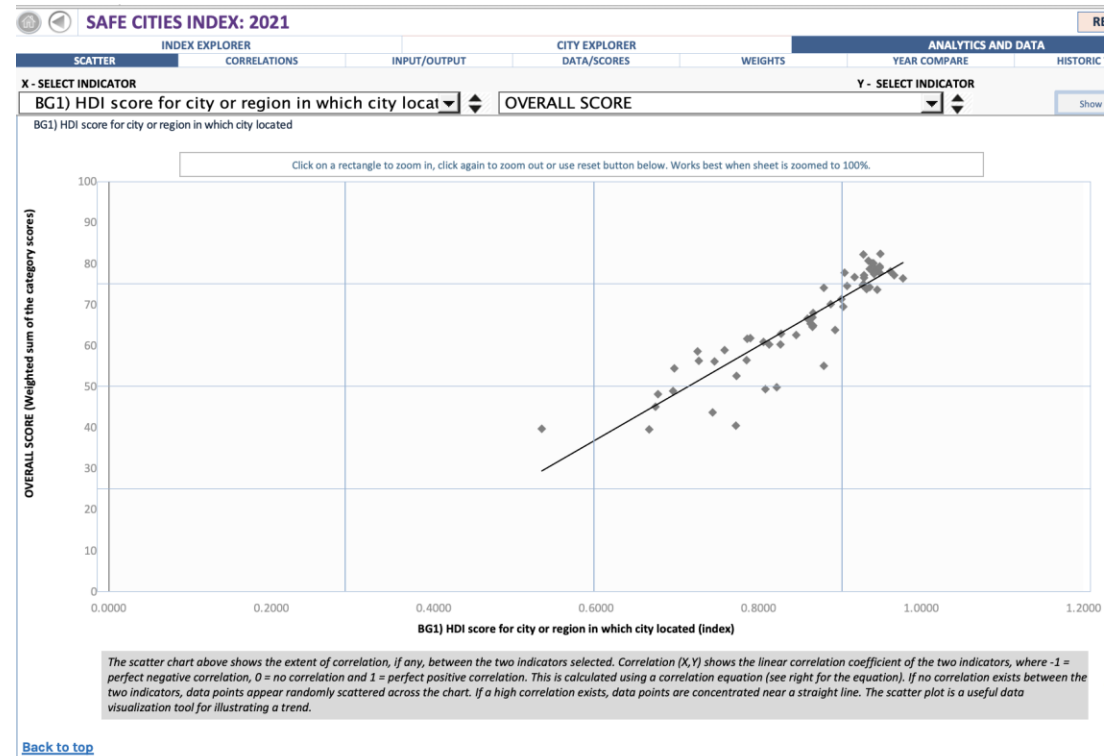
SCI2021 Pillars and indicators		
<p>1. Digital security</p> <p>Inputs</p> <p>1.1.1) Privacy policy 1.1.2) Citizen awareness of digital threats 1.1.3) Secure smart cities 1.1.4) Cybersecurity preparedness 1.1.5) Public-private partnerships</p> <p>Outputs</p> <p>1.2.1) Percentage with internet access 1.2.2) Secure internet servers 1.2.3) Risk of attacks 1.2.4) IT infrastructure risk 1.2.5) Percentage of computers infected from online attacks</p> <p>2. Health security</p> <p>Inputs</p> <p>2.1.1) Universal healthcare coverage 2.1.2) a) Availability of public healthcare 2.1.2) b) Availability of private healthcare 2.1.2) c) Availability of OTC drugs 2.1.3) a) Quality of private healthcare provision 2.1.3) b) Quality of public healthcare provision 2.1.4) a) No. of beds per 1,000 2.1.4) b) No. of doctors per 1,000 2.1.5) Access to safe and quality food 2.1.6) Policy on substance abuse / drug use 2.1.7) Pandemic preparedness 2.1.8) Mental health</p> <p>Outputs</p> <p>2.2.1) Emergency services in the city 2.2.2) Life expectancy years</p>	<p>2.2.3) Infant mortality 2.2.4) Cancer mortality 2.2.5) Lifestyle related disease burden 2.2.6) Mental health burden 2.2.7) Covid-19 mortality</p> <p>3. Infrastructure security</p> <p>Inputs</p> <p>3.1.1) Enforcement of transport safety 3.1.2) Pedestrian friendliness 3.1.3) Disaster management / business continuity plan 3.1.4) Water infrastructure 3.1.5) Hazard monitoring</p> <p>Outputs</p> <p>3.2.1) Road traffic deaths 3.2.2) Deaths from climate-related disasters 3.2.3) a) Transport infrastructure: Air transport facilities 3.2.3) b) Transport infrastructure: Road network 3.2.3) c) Transport infrastructure: Rail network 3.2.4) Power network 3.2.5) Institutional capacity and access to resources 3.2.6) Catastrophe insurance 3.2.7) Disaster-risk informed development 3.2.8) a) Percentage living in slums 3.2.8) b) Percentage of homeless population</p> <p>4. Personal security</p> <p>Inputs</p> <p>4.1.1) Use of data-driven techniques for crime 4.1.2) Gun regulation and enforcement</p>	<p>4.1.3) a) Threat of terrorism 4.1.3) b) Threat of military conflict 4.1.3) c) Threat of civil unrest 4.1.4) a) Police personnel per capita 4.1.4) b) Prosecution personnel per capita 4.1.4) c) Professional judges or magistrate personnel per capita 4.1.5) Expenditure on social security 4.1.6) a) Laws on domestic violence 4.1.6) b) Laws on sexual harassment</p> <p>Outputs</p> <p>4.2.1) a) Prevalence of petty crime 4.2.1) b) Prevalence of violent crime 4.2.2) Organised crime 4.2.3) Severity of terrorist attacks 4.2.4) Deaths from substance use disorders 4.2.5) Level of corruption 4.2.6) Enforceability of contracts 4.2.7) a) Income inequality levels 4.2.7) b) Share of population in vulnerable employment 4.2.8) a) Female homicide rates 4.2.8) b) Prevalence of domestic violence</p> <p>5. Environmental security</p> <p>Inputs</p> <p>5.1.1) Sustainability masterplan 5.1.2) Incentives for renewable energy 5.1.3) Green economy initiatives 5.1.4) Waste management</p> <p>Outputs</p> <p>5.2.1) Sustainable energy 5.2.2) Rate of water stress 5.2.3) Air quality levels 5.2.4) Urban forest cover 5.2.5) Waste generation</p>

Digital security = More personal security?







Human development = Human security

- Are city regions with more HDI safer?
- Implications
 - Capabilities = enhancing substantive freedoms
 - Agency freedoms
 - Wellbeing freedoms
 - More freedoms = flourishing



Conclusions and research agenda

- Smart cities – very real increasing
- At present emphasis on technology only
- Lip service to well-being ‘smart washing’ (Anand,2021)
- Digital security = an important pillar of safe cities
- More human development = safer cities
- Smart technologies must → more freedoms/ human development



Taylor & Francis Online

Home ▶ All Journals ▶ Contemporary Social Science ▶ List of Issues ▶ Volume 16, Issue 2 ▶ Assessing smart city projects and their

Log in | Register | Cart

Enter keywords, authors, DOI, ORCID

This Journal

Advanced search

Contemporary Social Science >
Journal of the Academy of Social Sciences
Volume 16, 2021 - Issue 2: Evidence - Based Policy in a Digital Society: Guest edited by Linda Hantrais and Ashley Thomas Lenihan

Submit an article | Journal homepage

864 Views
7 CrossRef citations to date
2 Altmetric

Articles

Assessing smart city projects and their implications for public policy in the Global South

Prathivadi B. Anand

Pages 199-212 | Received 12 Jun 2019, Accepted 20 Jan 2020, Published online: 29 Jan 2020

Download citation | <https://doi.org/10.1080/21582041.2020.1720794> | Check for updates

PDF | Help

Using technology to research beneath the surface

Hen Wilkinson

University of Bristol / Community Resolve

IPTG

PeaceTech in Action

Technology use to collect and convey data relating to peacebuilding and conflict interventions, as well as research

Exploring its potential to provide a more nuanced understanding of situations

Enabling new / creative / unorthodox perspectives on peacebuilding and conflict dynamics through the analysis of less traditional types of data

Dangers ahead...

- A full-picture analysis of conflict and peacebuilding requires qualitative / mixed method approaches – not purely quantitative analysis
- Important to recognise and work with feelings and lived experience as a significant component of peacebuilding / research, and therefore of PeaceTech
- Research and tool building processes need to be context-informed, multilayered and rooted in historical, geopolitical and other data.

Using technology in mixed methods / qualitative research

Tool 1

Visualising energy shifts in group interactions

- Systematic application of technology to look for patterns in qualitative data
- Focus on 'the space between' participants – emerging dynamics

Tool 2

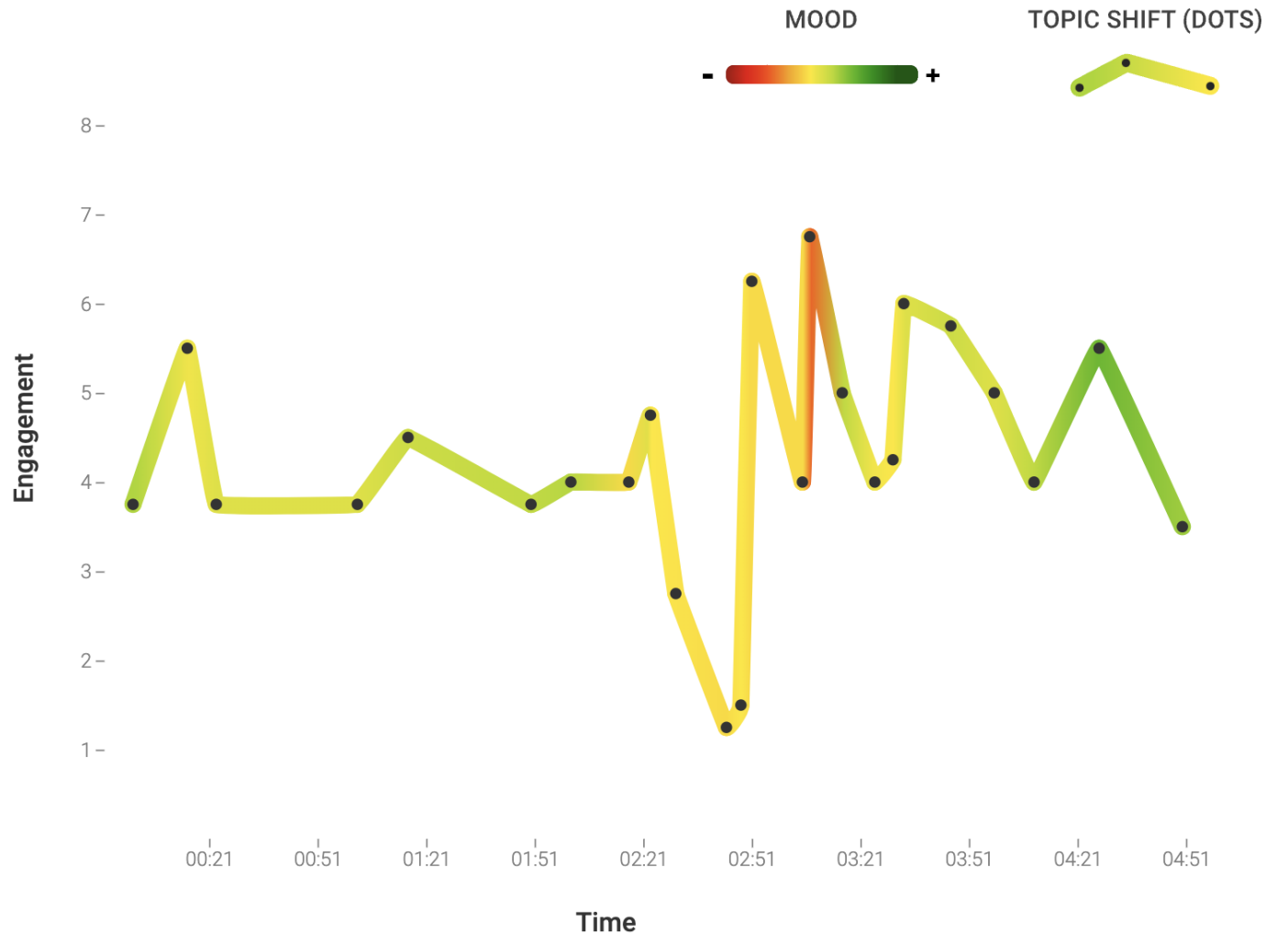
Sparking connections and reflections

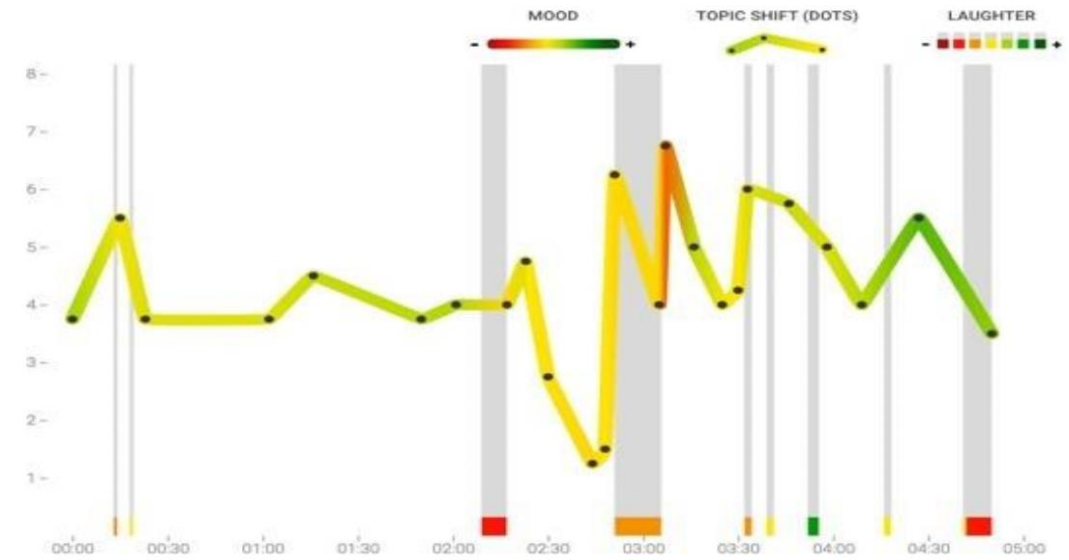
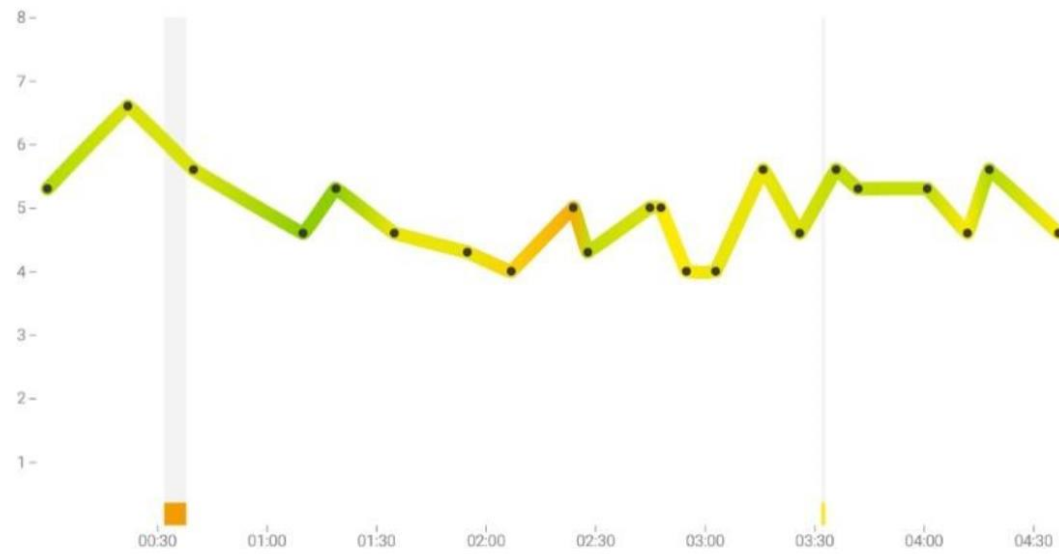
- Online liminal space
- Self-navigating so user is in charge
- Collecting responses to visual / written material

Visualizing the space between

This line shows how the energy of a group shifted over 5 minutes. In the centre, yellow and red, is a point of conflict in the interaction.

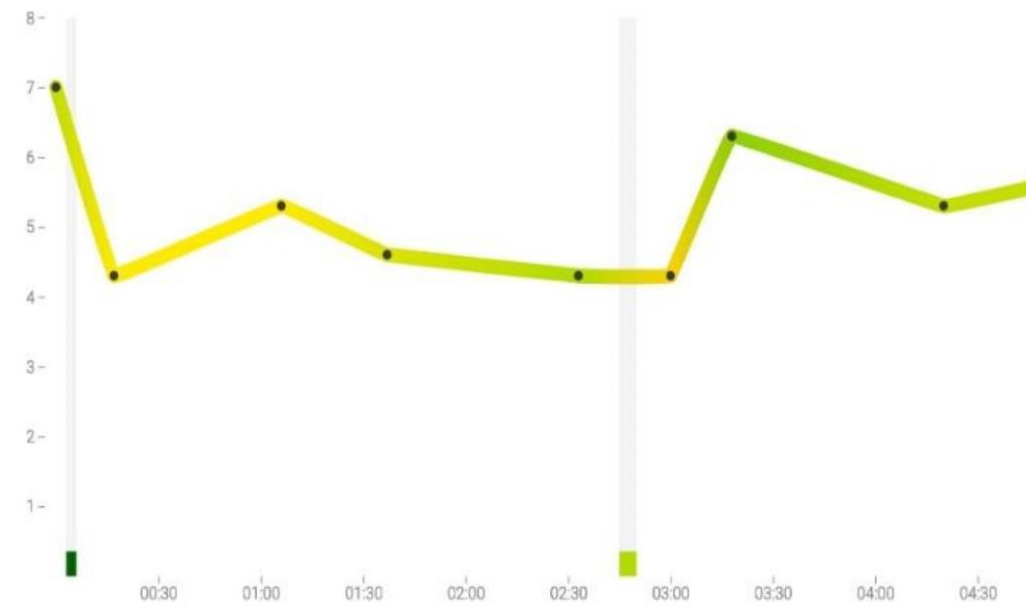
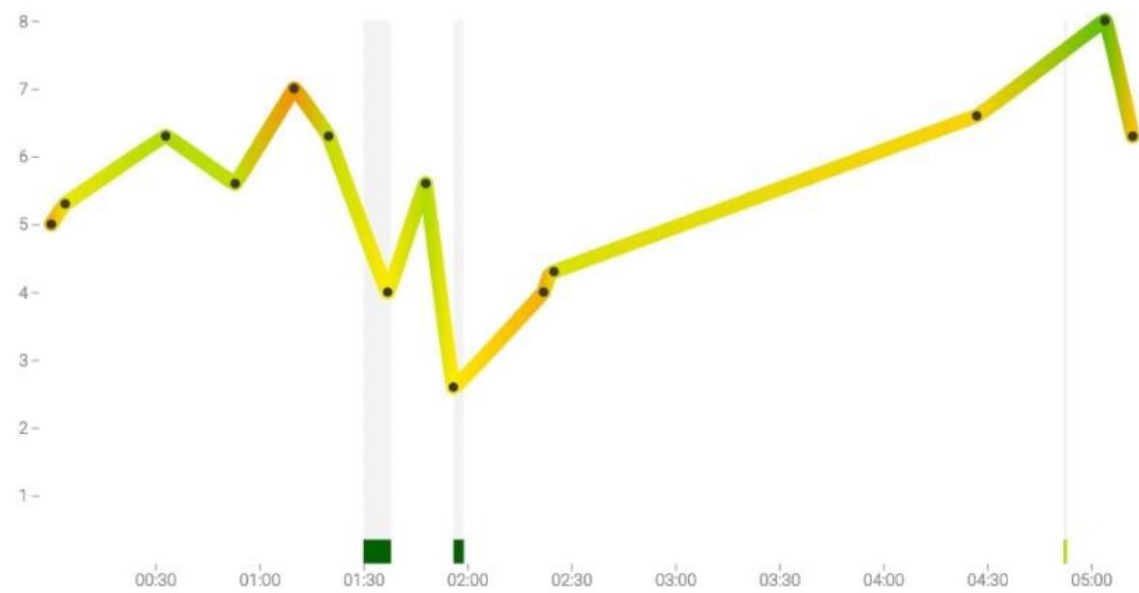
The group started with high energy – green – and as conflict emerged, engagement fell sharply. Then the group rallied, finding its way through and out – and back to green.





UK Groups 1 & 2

NL Groups 1 & 2




Tool 2

The interface of difference

(working title)

Technology used to provoke thought and reflection – an invitation to a conversation with yourself.

Method allows individuals to self-navigate through the material





Generosity

'Attention is the rarest and purest form of generosity.'

'Generosity is a practice. And as with anything we practice, we get better at it over time.'

Starting from a position of 'what do I have to give?' takes you so much further than 'what am I after?'. Giving time, attention or information to others doesn't necessarily mean letting go of what you want or are thinking. Nor what you are feeling. But by assuming the best of what might come from your interaction, by looking for the shared ground, there is always an opportunity for growth and understanding – of yourself as much as another. And when your assumptions are challenged, remember that there is no reason why the person in front of you should think like you. Allow them to be themselves.



Difference

'Strangers are made, not found'

TO DO NOW:

At what age did you discover there were different groups in society? List groups – social, political, ethnic, religious etc – that you like and dislike. What is 'your' group now? Do you ever feel angry about the way it treats another group?

As Hannah Arendt said, what could be more boring than a world where we were all the same? And yet, we are also the same – human beings share common needs, blood, bodily functions, emotions, pain, joy. So when and where do we put the focus on difference, and why? One suggestion is that we work out who we are by identifying who we are not. The implication being: we can't help but separate out ourselves from each other, from other groups, from animals and nature. It also implies that we are fixed beings, sure in where our distinction lies from others. But that cannot be true, because every gene in our body has



Love

AS IN:

A drive towards unity, to reconnect and make whole that which is, has become, or appears fragmented.


'In co-creating new social realities, we cannot choose between power and love. We must choose both.'

Love is rarely mentioned beyond our domestic / romantic environs and is close to taboo in working spaces – a little like conflict, strangely enough. And yet some of the best work I was ever part of was succeeded because love was at its core. It was with young men failed by school, armed, isolated, feared by other people. Every week a space opened up and then provided free food, company, laughs, advice from a group of men just older



DANCE

Dance



'Diversity is being invited to the party. Inclusion is being asked to dance'

All our interactions with others are dances, some formal, some loose, sometimes close together, other times further apart. A dance can be inclusive or very alienating - is this my music, my way of dancing, are these my steps? There is an ease when the two find a way to merge and the flow of the dance is unstoppable. There is a jarring when we step on toes and trip each other up. Perhaps our anxieties about 'getting it right' get in the way, and encouraging spontaneous and frivolous pirouettes would make us laugh and lighten up. I wonder how things might change if everyone was allowed the lead in at least one dance, picked the music, set the tone - in families, work, life. It would push us all to understand and follow the other.

REFLECT

FRICION | LOVE | GENEROSITY | DIFFERENCE

GENEROSITY

THOUGHTS? INSIGHTS?

Type your reflections here

Show me some prompts +

DONE

FRICION | LOVE |

GENEROSITY

THOUGHTS? INSIGHTS?

Type your reflections here

Show me some prompts X
Are there times and spaces when you find it easier to be generous?

DONE

FRICION | LOVE |

Shared characteristics of both tools

- Moving away from standard qualitative studies - both have a quantitative element
- Attention paid to aesthetics during data collection as well as in presentation of results
- Useful as one stage of a multi-layered research project / intervention
- Taking the researcher out of the process as far as possible

- And also ... idiosyncratic and explorative

Potential?

Tool 1 – energy shift visualization

- Combines verbal and nonverbal data
- Provides baseline for further qualitative analysis – in this example, laughter
- Visual element intriguing
- Potential in identifying cultural differences and signifiers
- Inter-rater reliability is key - but time consuming
- Other possible approaches?

Tool 2 – space for reflection

- Back-end (behind the scenes) collects data, allowing analysis that relates to
 - Journey (self navigation through the site)
 - Qualitative data via reflections
- Expands understanding of other realities in non-threatening private space
- Could be part of pre-dialogue preparation

Exploring synergies between art and technology

Karen Abi-Ezzi & Nabeela Khan
University of Bradford

IPTG



Source: <https://www.quora.com/What-is-the-role-of-technology-in-the-evolution-and-development-of-art>

IPTG

Introducing the 'So What do you See?' Project in Ukraine:

collecting images produced by ordinary people to gauge how they feel about themselves and the 'other' in this conflict

IPTG

Project overview

July 2019 - Feb 2020

334 participants (17-60yrs) from 26 regions

Anonymous, only age, gender and location shared

105 post-workshop questionnaires collected

IPTG

The prompts

1. I see you as (64)
2. I see myself as (46)
3. You see yourself as (13)
4. You see yourself as (5)
5. They see us as (17)
6. We see you a (19)
7. We see us as (19)
8. They see themselves as (6)

1. I would like to see you as (36)
2. I would like to see myself (16)
3. You would to see me as (5)
4. You would like to see you as (3)
5. You would to see us as (15)
6. We would like to see you as (41)
7. We would like to see us as (17)
8. They would like to see themselves as (12)

City (region)	Number of works
Kyiv (108) Bila Tserkva (2) Irpin (1)	111
Kharkiv	11
Zaporizhzhya	2
Rivne	8
Odesa (8) Izmail (1)	9
Ternopil	3
Chernivtsi	6
Lviv	29
Kherson (3) Skadovsk (1)	4
Chernyiv	1
Poltava (26) Gadyach (2)	28
Dnipro (11) Pyatyhatky (1)	12
Sumy (1) Konotop (3)	4
Cherkasy (1) Vatutiny (1)	2
Zakarpattya	2
Mykolayiv	4
Ivano-Frankivsk	2
Mariupol (Donetsk oblast but on Ukrainain territory)	3
Vynnytsya	1
Kropyvnytskyy	1
Khmelnysyy	1
Zhytomyr	3
Donetsk (occupied)	16
Luhansk (14) Sverdlovsk (9) Severodonetsk (1) Lysychansk (3) Rovenki (7) Molodogvardiysk (3) Krasnodon (1) (occupied)	38

IPTG

Some images...

IPTG


Image 3 | I see you as | M | 20 | Kyiv



International Criminal Court, Hague

IPTG

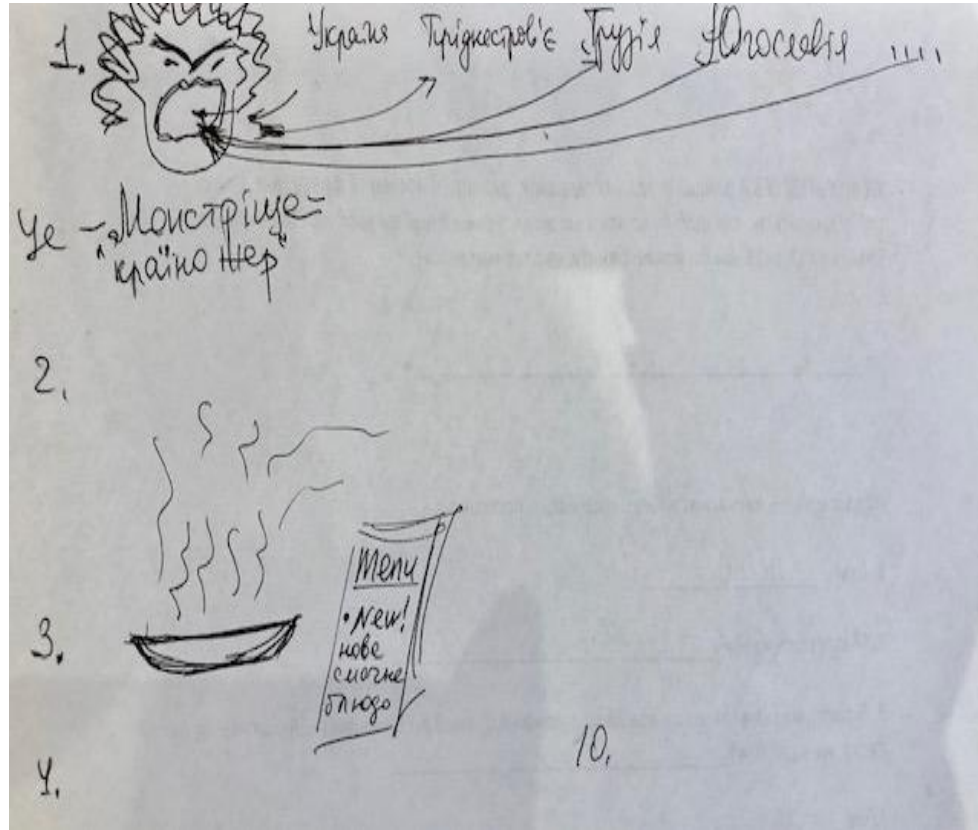
Image 8 | They see themselves as | F | 37 | Kyiv



Angel says: “we will save everybody!”
(it hurts, but it’s sincere)

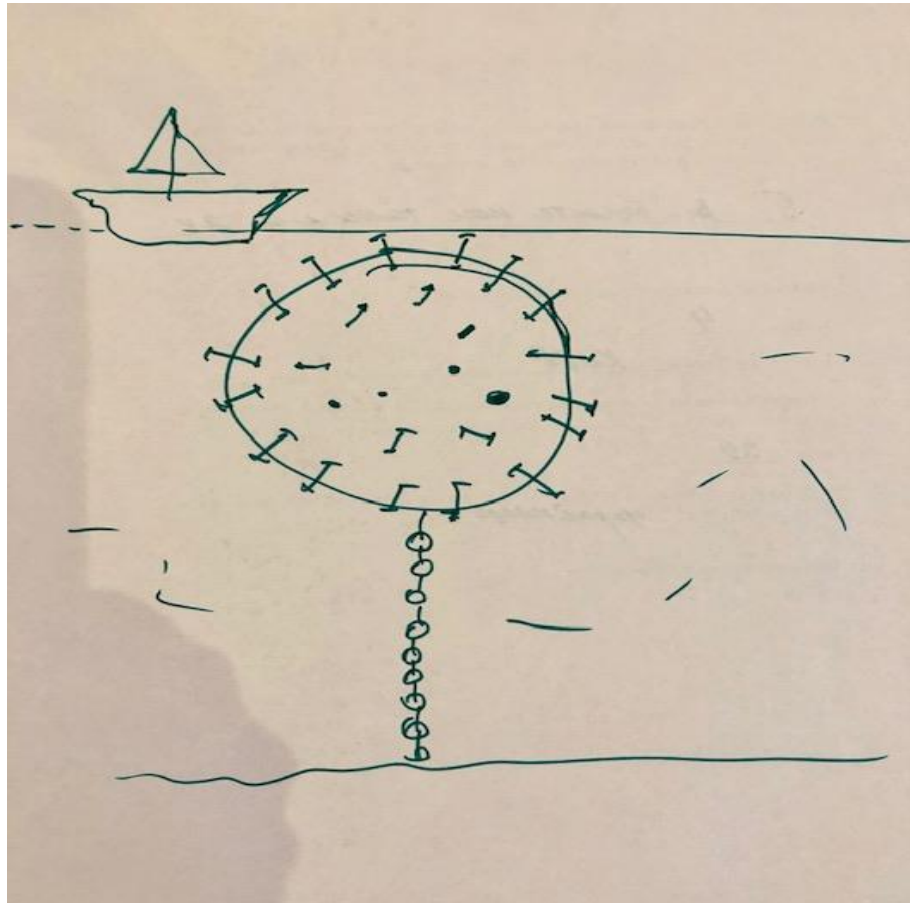
IPTG

Image 9 | I see you as, you see me as | F | 40 | Kyiv



A monster who eats countries
Arrows: Ukraine, Transnistria, Georgia,
Yugoslavia
Menu: New tasty meal

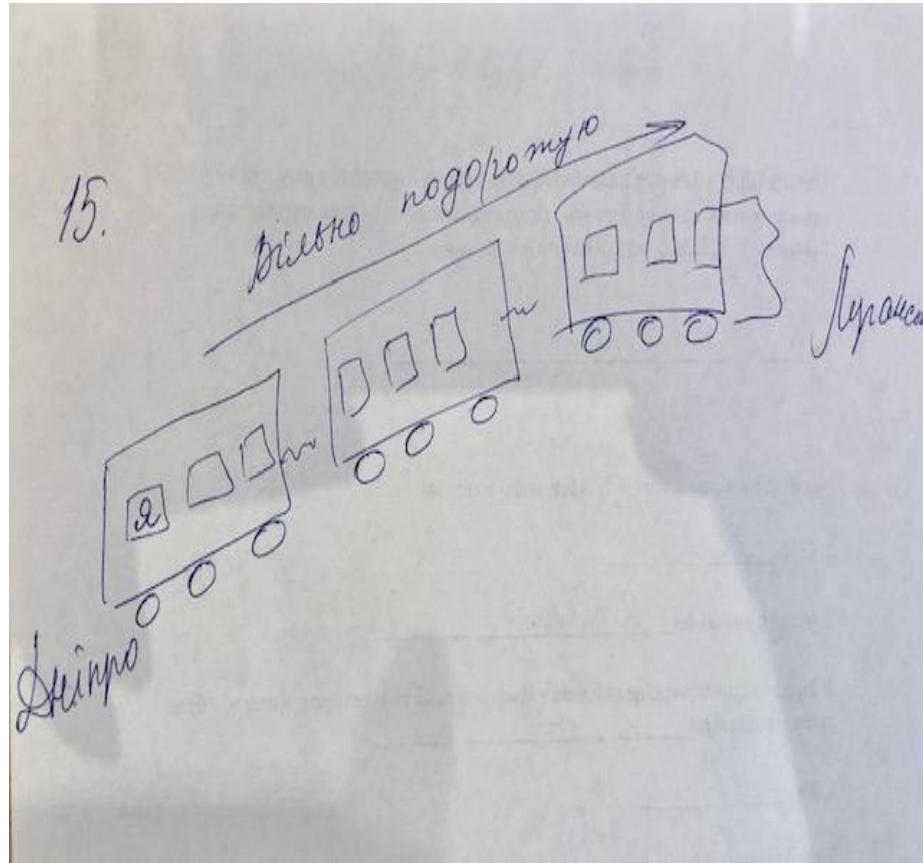
Image 30 | You see us as | M | 39 | Kyiv



A problem?

IPTG

Image 15 | We would like to see us as.. | F | 43 | Dnipro



The participant shared that she used to live in Luhansk but moved to Dnipro due to the war, leaving her parents behind. The text above the train reads 'free to travel'.


Image 22 | I see myself as | F | 53 | Luhansk



A caged bird?

IPTG

Image 46 | You would like to see us as | M | 52 | Kherson



The text reads 'slavery'

Image 77 | You see us as | F | 19 | Ternopil



Changing everything around, a tornado that destroys established but outdated order

IPTG

Image 79 | I see myself as | F | 20 | Rivne



Unprotected

IPTG


Image 128 | We see us as | M | 44 | Bila Tserkva



Ukrainian

IPTG

Image 133 | We would like to see you as | F | 25 | Kyiv



Putin hanged, Russia non-existent

IPTG

Image 143 | We see us as | M | 27 | Molodogvardiysk



Under Russia/Putin/the Kremlin

IPTG

Image 156 | We would like to see you as | F | 22 | Luhansk



Independent but friendly

IPTG

What is the IPTG?

- a newly-formed multi-disciplinary group
- tech professionals, conflict practitioners, researchers & academics
- developing resources for peace-building efforts worldwide

IPTG

Our people



PB Anand
Public Policy & Sustainability
University of Bradford, UK



Kate Robson Brown
Jean Golding Institute
University of Bristol, UK



Hen Wilkinson
Community Resolve
University of Bristol, UK



Noli Ayo
Ateneo de Davao University
Adrenaline Solutions, Philippines



Melina Rupprecht
University of Bradford, UK



Tom Woodhouse
University of Bradford, UK
Institute for Economics and Peace
Football4community



Nabeela Khan
University of Bradford, UK



Arik Segal
Conntix, Israel
Reichman University, Israel



Lois Yellowthunder
University of Minnesota, US



Hugh Miall
University of Kent, UK
Conflict Research Society, UK



James Thomas
Jean Golding Institute
University of Bristol, UK

IPTG

The Interdisciplinary
PeaceTech Group

Join us!
Thank you